
 Queensland Divisions Network  
General Practice Census

2010



**Together we  
can build a  
better health  
system**

Level 5  
410 Queen Street (Cnr Wharf St)  
GPO Box 2546 Brisbane 4001  
T 07 3105 8300  
F 07 3105 8301  
info@gpql.com.au  
www.gpql.com.au  
ABN 66 123 426 111



## Index

|   |    |
|---|----|
| Acknowledgements  | 3  |
| Executive Summary   | 4  |
| 1. Introduction   | 6  |
| 2. Methodology  | 6  |
| 3. Participating Divisions                                    | 8  |
| 4. Statewide Response Rate                                    | 9  |
| 5. General Practitioner Results                               |    |
| 5.1 GP Responses by Division                                  | 10 |
| 5.2 Individual PKI  | 11 |
| 5.3 EDS Received  | 12 |
| 5.4 EDS Timeliness  | 13 |
| 5.5 EDS Quality   | 14 |
| 5.6 Information from Hospitals                                | 15 |
| 5.7 iHealth Care Directory                                    | 16 |
| 5.8 GP Workforce (Future intentions)                          | 17 |
| 5.9 GP Workforce (Gender)                                     | 18 |
| 5.10 GP Workforce (Age Group)                                 | 19 |
| 5.11 GP Workforce (Participation)                             | 20 |
| 5.12 GP Workforce (Type)                                      | 21 |
| 6. Practice Results   |    |
| 6.1 Practice Responses by Division                            | 22 |
| 6.2 Nursing Workforce   | 23 |
| 6.3 Nursing Tasks   | 24 |
| 6.4 Practice Incentive Program                                | 25 |
| 6.5 Aboriginal & Torres Strait Islander Health Checks         | 26 |
| 6.6 Aboriginal Health Workers                                 | 27 |
| 6.7 Aboriginal & Torres Strait Islander Status                | 28 |
| 6.8 Aboriginal & Torres Strait Islander ID - Level of Comfort | 29 |
| 6.9 Multicultural Health Workers                              | 30 |
| 6.10 Medical Software   | 31 |
| 6.11 Billing Software   | 32 |
| 6.12 Medical Information Storage                              | 33 |
| 6.13 Internet Access  | 34 |
| 6.14 Electronic Messaging Software                            | 35 |
| 6.15 Secure Electronic Messaging (Information Received)       | 36 |
| 6.16 Secure Electronic Messaging (Information Sent)           | 37 |
| 6.17 Secure Electronic Messaging (Information Sent To Whom)   | 38 |
| 6.18 iHealth Care Directory                                   | 39 |
| 6.19 Register, Recall, Reminder                               | 40 |
| 6.20 Register, Recall, Reminder (Electronic)                  | 41 |
| 6.21 Register, Recall, Reminder (Chronic Diseases)            | 42 |
| 6.22 Cultural Awareness Training                              | 43 |
| 6.23 Data Extraction Tools                                    | 44 |



## Acknowledgements

Overall GP Census coordination by Kat Murray (General Practice Queensland).

GP Census Report 2010 prepared by Kat Murray, David Millichap and Jenny Curtis (GPQ).

GP Census implementation and technical support provided by Gabriel Gossage, Australian General Practice Network.

Thank you to the following staff from the 15 participating Divisions who contributed to the development of the statewide questions and successfully implemented GP Census in their Division:

| <b>Division</b>        | <b>GP Census Coordinator(s)</b>             |
|------------------------|---|
| Capricornia            | Emylee Tickner                              |
| Central Qld Rural      | Sandra Corfield                             |
| Far North Qld Rural    | Roger Milroy                                |
| Gold Coast             | Jon Goodman, Trish McDonald                 |
| GP Connections         | Renata Schindler, Miriam McLeod             |
| GP Links Wide Bay      | Gina Clement                                |
| Ipswich & West Moreton | Carmel Vellacott, Dale Trigger              |
| Mackay                 | Karin Barron, Carmel Broxham                |
| Moreton Bay            | Betty Blythe, Ryan Spence                   |
| RHealth                | Jennifer Ryder, Manjeet Singh, Sally Vetter |
| SEA-GP                 | Sarah Wyman, Vicki McGowan, Alan Rettke     |
| SPHN                   | Troy Sadkowsky                              |
| Sunshine Coast         | Nikki Richards, Ian Ludowyke, Don Richards  |
| Townsville             | Barry Lollo, Rhonda Fleming                 |



## Queensland Divisions GP Census 2010 Executive Summary

GP Census is a survey tool that has three levels of questions (national, statewide and Divisional) that can be provided online or as a traditional paper survey to both GPs and Practices.

The purpose of GP Census is to provide accurate and timely information on the General Practice workforce for strategic planning activities, as well as to inform local Division planning based on identified needs.

GP Census was implemented for the first time in Queensland in 2009 as a result of a recommendation by the Queensland Divisions Data Collection Working Group that was formed in 2008.

Fourteen of 17 Queensland Divisions participated in the 2010 GP Census.

General Practice Queensland adopted a coordinating role for GP Census with the assistance of the AGPN eHealth Support Officer. A GP Census working group was established in early 2009 comprising one or two Division representatives from the participating Divisions. This group was reconvened in 2010. Several teleconferences were held in the months leading up to Census Week to inform Divisions about the GP Census system and processes.

Divisions adopted a variety of strategies to promote GP Census to their members in the months leading up to Census Week, including a news article provided by GPQ, updates on Division websites and through direct correspondence with GPs and Practices.

Divisions were given the choice of whether to implement the survey in one of two possible ways:

- Completely electronic (where there was a known email address)
- Combination of electronic and paper

Most Divisions supplemented the electronic survey by sending out a paper reminder letter or a paper copy of the survey after two to four weeks to those Practices who had not completed the survey online in this period.

Census Week began on Monday 24 May 2010 and the Census period ran for a total of eight weeks.

Key findings from GP Census 2010 include:

- The statewide response rate for GPs was 41%, and ranged from 13% to 57% in Divisions
- 74% of GPs completed the survey electronically
- For Practices, the statewide response rate was 54%, and ranged from 12% to 86% in Divisions
- 85% of Practices completed the survey electronically
- 62% of GPs in the survey were male, 38% were female
- 41% of GPs practice full time (10 or more sessions per week) with 59% part time
- 36% of GPs are in the 45 – 54 age group, 36% of GP are aged under 45 and 27% of GPs are aged over 54
- 70% of GPs are receiving electronic discharge summaries (EDS) from public hospitals
- 72% of GPs are neutral to very satisfied with the timeliness of the EDS from public hospitals
- 78% of GPs are neutral to very satisfied with the quality of the EDS from public hospitals



- In total, 51% of GPs always (3%) or mostly (48%) receive adequate information from public hospitals to manage their patient's care following discharge
- A total of 16% of GPs intend to reduce their number of sessions (13%) or leave general practice (3%) in the next 12 months
- 71% of Practices have Medical-Objects installed
- 41% of GPs reporting have an Individual PKI Certificate, while 41% were unsure
- The majority of Practices (66%) throughout Queensland solely use an electronic system to record patient information, while 31% use a mix of paper and electronic systems
- The combined usage of Medical Director 2 and Medical Director 3 is 62% across the state
- Almost all Practices receive information from pathology (99%) and radiology (99%) electronically
- 75% of Practices reported receiving information from specialists electronically
- 37% of Practices reported sending patient information via secure electronic messaging to other health professionals
- Of the GPs who send information electronically, 57% send to specialists, 29% to QH facilities and 30% send to allied health professionals
- Statewide, 31% of Practices reported accessing the iHealth Care Directory
- The most commonly performed tasks by Practice Nurses are wound management (98%), immunisation (98%), waiting room triage (83%), health assessments (79%) and diabetes patient education (71%)
- Across the state, 92% of Practices reported having at least one register, recall or reminder system to identify patients with chronic disease
- 55% of Practices in Queensland reported having 3 or more chronic diseases represented on the electronic practice system
- 57% of Practices reported having the Canning Data Extraction Tool installed, while 46% have the PEN Clinical Audit Tool
- Only 18% of Practice indicated that staff had participated in cultural awareness training in the past 12 months



## 1. Introduction

In 2008 a Data Collection Working group was established in Queensland and four recommendations were made including the implementation of a statewide electronic survey in 2009. Three online survey tools were reviewed with a unanimous decision made to adopt the GP Census system, developed by General Practice Tasmania and now owned and operated by AGPN, as the preferred solution.

GP Census is an online survey tool that has three levels of question – national, statewide and Divisional – that is provided to both GPs and Practices. Data from the Division CRM system can be imported into GP Census. Email invitations are sent to those GPs and Practices with a known email address. GPs and Practices without known or valid email addresses can be sent a letter with an online link so that they can complete the survey online, or alternatively a paper version of the survey can be sent.

GP Census was implemented for the second time in Queensland in the week beginning 24 May 2010. Respondents were asked to base their responses on the week prior to Census implementation (16 – 23 May 2010).

The majority of Queensland Divisions decided to participate in GP Census in 2010, with 15 of the 17 Divisions deploying GP Census in 2010.

## 2. Methodology

The statewide questions used in 2009 were distributed for comment and several questions were deleted from the 2010 question set, while some others were re-worded and some new questions were added. It was decided that Divisions would again have the choice of opting out of certain questions; particularly if the Division already held current data that they could provide for the statewide report or felt that the question was not relevant or suitable for their Division. The number of Divisions who did not ask a particular question is noted in the commentary section relating to each question.

Promotion of GP Census was seen as being a critical factor in ensuring a high response rate. Divisions adopted a variety of strategies to promote GP Census to their members in the months leading up to Census Week, including a news article provided by GPQ as well as a variety of communication strategies including emails, faxes, letters, practice visits and phone calls. Some Divisions created additional promotional materials and several Divisions used incentive payments to encourage GPs and Practices to complete the survey. Divisions that provided incentives generally achieved a higher response rate than those Divisions that did not offer any incentive.

GP databases (e.g. Chilli DB) maintained by Divisions were used to pre-populate the electronic and paper Census forms.

GP Census was conducted over a six week period, with the GP go-live date being 24 May 2010. The final date for the online Census was 9 July 2010 with data entry of paper surveys continuing until 6 August 2010.

Divisions were given the choice of whether to implement the survey in two possible ways:

- Completely electronic
- Combination of electronic and paper

Most Divisions supplemented the electronic survey by sending out a paper copy after a two to four week period to those GPs and Practices who had not completed the survey online.

Census data was entered by GPs and practice managers directly into the GP Census internet database or indirectly by Divisions using returned Census paper forms.



Census data was analysed using the reporting module of the AGPN GP Census internet database which contains a series of standard reports. In addition, data was extracted from GP Census and analysed using Microsoft Excel.

In the reporting tables, the total represents the percentage of respondents who answered the question, with unknown responses excluded. For some questions the unknown response has been included, particularly when this provides important information e.g. identifying which GPs are not sure whether or not they have an Individual PKI.

Percentage totals are sometimes affected by rounding error.

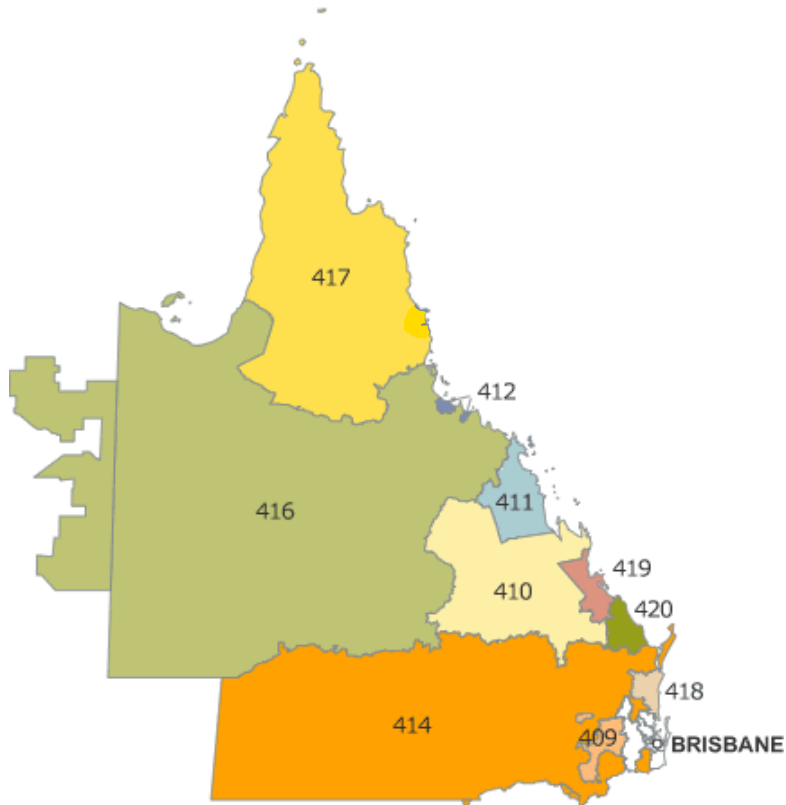
Some factors to consider when interpreting the results include:

- Practices who are electronically enabled were more likely to participate in GP Census which could affect the results, particularly those relating to eHealth
- Some Divisions had a small number of responses to some questions so the percentage results for these questions may not reflect the views of the entire Division

The go-live date for GP Census 2011 is planned for 23 May 2011.

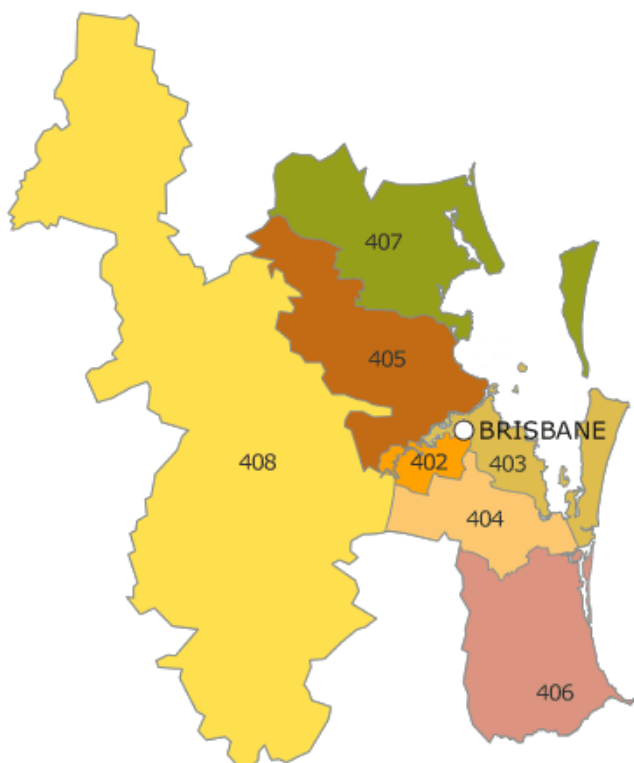


### 3. Participating Divisions 2010



#### REGIONAL QUEENSLAND

- 409 GP Connections
- 410 Central Queensland Rural DGP
- 411 Mackay DGP
- 412 Townsville General Practice Network
- 414 RHealth
- 417 Far North Qld Rural
- 418 Sunshine Coast DGP
- 419 Capricornia DGP
- 420 GP Links Wide Bay



#### BRISBANE/SOUTH-EAST QLD

- 403 South East Alliance of General Practice
- 404 SouthEast Primary HealthCare Network
- 406 General Practice Gold Coast
- 407 Moreton Bay General Practice Network
- 408 Ipswich & West Moreton DGP



#### 4. Statewide Response Rate 2010

| <b>Table 4 - Total Responses (Statewide)</b> |                      |                         |              |
|--|----------------------|-------------------------|--------------|
|  | <b>Consent Given</b> | <b>Consent Declined</b> | <b>TOTAL</b> |
| <b>GPs</b>                                   |                      |                         |              |
| Online                                       | 847                  | 10                      | 857          |
| Offline                                      | 296                  | 8                       | 304          |
| <b>Subtotal</b>                              | <b>1143</b>          | <b>18</b>               | <b>1161</b>  |
| <b>Practices</b>                             |                      |                         |              |
| Online                                       | 421                  | 0                       | 421          |
| Offline                                      | 85                   | 5                       | 90           |
| <b>Subtotal</b>                              | <b>506</b>           | <b>5</b>                | <b>511</b>   |
| <b>TOTAL</b>                                 | <b>1649</b>          | <b>23</b>               | <b>1672</b>  |

#### Commentary

- The statewide response rate for GPs was 41%
- 74% of GPs completed GP Census electronically
- The statewide response rate for Practices was 54%
- 83% of Practices completed GP Census electronically
- About 1% of GPs and Practices logged-in to GP Census and then declined to give consent to complete the survey



## 5. General Practitioner Results 2010

### 5.1 GP Responses by Division

| <b>Table 5.1 - GP Response by Division</b>            |                     |                       |                         |
|---|---------------------|-----------------------|-------------------------|
| <b>Division</b>                                       | <b>GP Responses</b> | <b>GP Invitations</b> | <b>GP Response Rate</b> |
| Capricornia Division of General Practice              | 71                  | 143                   | <b>50%</b>              |
| Central Queensland Rural                              | 23                  | 52                    | <b>44%</b>              |
| Far North Queensland Rural                            | 93                  | 243                   | <b>38%</b>              |
| General Practice Gold Coast                           | 214                 | 464                   | <b>46%</b>              |
| GP Connections  | 62                  | 141                   | <b>44%</b>              |
| GP Links Wide Bay                                     | 83                  | 186                   | <b>45%</b>              |
| Ipswich and West Moreton Division of General Practice | 25                  | 78                    | <b>32%</b>              |
| Mackay Division of General Practice                   | 69                  | 121                   | <b>57%</b>              |
| Moreton Bay General Practice Network                  | 36                  | 203                   | <b>18%</b>              |
| RHealth   | 83                  | 154                   | <b>54%</b>              |
| South East Alliance of General Practice (Brisbane)    | NA                  | NA                    | <b>NA</b>               |
| SouthEast Primary HealthCare Network                  | 104                 | 344                   | <b>30%</b>              |
| Sunshine Coast Division of General Practice           | 207                 | 462                   | <b>45%</b>              |
| Townsville General Practice Network                   | 73                  | 175                   | <b>42%</b>              |
| <b>STATE TOTAL</b>                                    | <b>1143</b>         | <b>2766</b>           | <b>41%</b>              |

#### Commentary

- The GP response rate in Divisions ranged from 13% to 57% with a statewide response rate of 41%
- 74% of participating GPs completed GP Census electronically
- 14 of 17 Queensland Divisions participated in GP Census in 2010, although one Division (SEA-GP) only asked Practice questions, not GP questions



## 5.2 GP Results: Individual PKI Certificate

| GP Question   |                    |                    |                    |
|---|--------------------|--------------------|--------------------|
| Table 5.2 - Do you have an Individual PKI Certificate?            |                    |                    |                    |
| Division  | Yes                | No                 | Unsure             |
| Capricornia Division of General Practice<br>N = 66                | 24<br>36%          | 11<br>17%          | 31<br>47%          |
| Central Queensland Rural<br>N = 22                                | 12<br>55%          | 5<br>23%           | 5<br>23%           |
| Far North Queensland Rural Division of General Practice<br>N = 92 | 33<br>36%          | 16<br>17%          | 43<br>47%          |
| General Practice Gold Coast<br>N = 209                            | 95<br>45%          | 37<br>18%          | 77<br>37%          |
| GP Connections<br>N = 60  | 28<br>47%          | 12<br>20%          | 20<br>33%          |
| GP Links Wide Bay<br>N = 82                                       | 35<br>43%          | 18<br>22%          | 29<br>35%          |
| Ipswich and West Moreton Division of General Practice<br>N = 24   | 9<br>38%           | 6<br>25%           | 9<br>38%           |
| Mackay Division of General Practice<br>N = 67                     | 16<br>24%          | 18<br>27%          | 33<br>49%          |
| Moreton Bay General Practice Network<br>N =                       | NA                 | NA                 | NA                 |
| RHealth<br>N = 81   | 27<br>33%          | 18<br>22%          | 36<br>44%          |
| South East Alliance of General Practice (Brisbane)<br>N =         | NA                 | NA                 | NA                 |
| SouthEast Primary HealthCare Network<br>N = 99                    | 30<br>30%          | 16<br>16%          | 53<br>54%          |
| Sunshine Coast Division of General Practice<br>N = 194            | 111<br>57%         | 20<br>10%          | 63<br>32%          |
| Townsville General Practice Network<br>N = 72                     | 19<br>26%          | 11<br>15%          | 42<br>58%          |
| <b>STATE TOTAL<br/>N = 1068</b>                                   | <b>439<br/>41%</b> | <b>188<br/>18%</b> | <b>441<br/>41%</b> |

### Commentary

- The percentage of GPs who reported they have an Individual PKI ranged from 24% to 57% in Divisions with a statewide average of 41%
- 41% of GPs are not sure whether or not they have an Individual PKI certificate, suggesting that further education about the role of PKI is required
- Three Divisions did not ask this question



### 5.3 GP Results: EDS Received

| <b>GP Question</b>  |                    |                    |                  |
|---|--------------------|--------------------|------------------|
| <b>Table 5.3 - Do you receive electronic discharge summaries from public hospitals?</b> |                    |                    |                  |
| <b>Division</b>   | <b>Yes</b>         | <b>No</b>          | <b>Unsure</b>    |
| Capricornia Division of General Practice<br>N = 68                                      | 25<br>37%          | 40<br>59%          | 3<br>4%          |
| Central Queensland Rural<br>N = 22  | 11<br>50%          | 11<br>50%          | 0<br>0%          |
| Far North Queensland Rural<br>N = 92  | 65<br>71%          | 23<br>25%          | 4<br>4%          |
| General Practice Gold Coast<br>N = 210  | 138<br>66%         | 63<br>30%          | 9<br>4%          |
| GP Connections<br>N = 80  | 64<br>74%          | 15<br>24%          | 1<br>2%          |
| GP Links Wide Bay<br>N = 53   | 34<br>77%          | 16<br>19%          | 3<br>4%          |
| Ipswich and West Moreton Division of General Practice<br>N = 24                         | 17<br>71%          | 5<br>21%           | 2<br>8%          |
| Mackay Division of General Practice<br>N = 69   | 46<br>67%          | 19<br>28%          | 4<br>6%          |
| Moreton Bay General Practice Network<br>N =   | NA                 | NA                 | NA               |
| RHealth<br>N =  | NA                 | NA                 | NA               |
| South East Alliance of General Practice (Brisbane)<br>N =                               | NA                 | NA                 | NA               |
| SouthEast Primary HealthCare Network<br>N = 100   | 72<br>72%          | 25<br>25%          | 3<br>3%          |
| Sunshine Coast Division of General Practice<br>N = 195                                  | 161<br>82%         | 27<br>14%          | 7<br>4%          |
| Townsville General Practice Network<br>N = 73   | 61<br>84%          | 10<br>14%          | 2<br>3%          |
| <b>STATE TOTAL<br/>N = 986</b>  | <b>694<br/>70%</b> | <b>254<br/>26%</b> | <b>38<br/>4%</b> |

#### Commentary

- 70% of GPs in the state indicated that they receive electronic discharge summaries from public hospitals
- The number of GPs who indicated they receive electronic discharge summaries from public hospitals ranged from 37% to 84% in Divisions
- Three Divisions did not ask this question



## 5.4 GP Results: EDS Timeliness

| GP Question  |                   |                    |                    |                    |                  |
|--|-------------------|--------------------|--------------------|--------------------|------------------|
| Table 5.4 - Overall how satisfied are you with the timeliness of the electronic discharge summary? |                   |                    |                    |                    |                  |
| Division   | Very Dissatisfied | Dissatisfied       | Neutral            | Satisfied          | Very Satisfied   |
| Capricornia Division of General Practice<br>N = 59   | 2<br>3%           | 11<br>19%          | 23<br>39%          | 23<br>39%          | 0<br>0%          |
| Central Queensland Rural<br>N = 21   | 3<br>14%          | 8<br>38%           | 7<br>33%           | 2<br>10%           | 1<br>5%          |
| Far North Queensland Rural<br>N = 86   | 5<br>6%           | 24<br>28%          | 30<br>35%          | 25<br>29%          | 2<br>2%          |
| General Practice Gold Coast<br>N = 190   | 11<br>6%          | 43<br>23%          | 65<br>34%          | 68<br>36%          | 3<br>2%          |
| GP Connections<br>N = 54   | 3<br>6%           | 6<br>11%           | 16<br>30%          | 25<br>46%          | 4<br>7%          |
| GP Links Wide Bay<br>N = 80  | 5<br>6%           | 13<br>16%          | 23<br>29%          | 36<br>45%          | 3<br>4%          |
| Ipswich and West Moreton Division of General Practice<br>N = 24                                    | 1<br>4%           | 6<br>25%           | 6<br>25%           | 11<br>46%          | 0<br>0%          |
| Mackay Division of General Practice<br>N = 67  | 7<br>10%          | 24<br>36%          | 28<br>42%          | 8<br>12%           | 0<br>0%          |
| Moreton Bay General Practice Network<br>N =  | NA                | NA                 | NA                 | NA                 | NA               |
| RHealth<br>N = 79  | 3<br>4%           | 10<br>13%          | 32<br>41%          | 33<br>42%          | 1<br>1%          |
| South East Alliance of General Practice (Brisbane)<br>N =  | NA                | NA                 | NA                 | NA                 | NA               |
| SouthEast Primary HealthCare Network<br>N = 95   | 5<br>5%           | 19<br>20%          | 27<br>28%          | 41<br>43%          | 3<br>3%          |
| Sunshine Coast Division of General Practice<br>N = 191   | 14<br>7%          | 52<br>27%          | 53<br>28%          | 66<br>35%          | 6<br>3%          |
| Townsville General Practice Network<br>N = 71  | 1<br>1%           | 11<br>15%          | 17<br>24%          | 39<br>55%          | 3<br>4%          |
| <b>STATE TOTAL<br/>N = 1017</b>  | <b>60<br/>6%</b>  | <b>227<br/>22%</b> | <b>327<br/>32%</b> | <b>377<br/>37%</b> | <b>26<br/>3%</b> |

### Commentary

- 40% of participating GPs are satisfied (37%) or very satisfied (3%) with the timelines of the EDS
- 32% of participating GPs reported a neutral rating
- 28% of participating GPs are dissatisfied (22%) or very dissatisfied (6%) with the timelines of the EDS
- RHealth asked about discharge summaries generally, not necessarily electronic discharge summaries
- Two Divisions did not ask this question



## 5.5 GP Results: EDS Quality

| GP Question   |                   |                    |                    |                    |                  |
|---|-------------------|--------------------|--------------------|--------------------|------------------|
| Table 5.5 - Overall how satisfied are you with the quality of the electronic discharge summary? |                   |                    |                    |                    |                  |
| Division  | Very Dissatisfied | Dissatisfied       | Neutral            | Satisfied          | Very Satisfied   |
| Capricornia Division of General Practice<br>N = 59  | 3<br>5%           | 4<br>7%            | 26<br>44%          | 25<br>42%          | 1<br>2%          |
| Central Queensland Rural<br>N = 20  | 4<br>20%          | 4<br>20%           | 5<br>25%           | 6<br>30%           | 1<br>5%          |
| Far North Queensland Rural Division of General Practice<br>N = 87                               | 3<br>3%           | 18<br>21%          | 27<br>31%          | 35<br>40%          | 4<br>5%          |
| General Practice Gold Coast<br>N = 189  | 11<br>6%          | 34<br>18%          | 67<br>35%          | 72<br>38%          | 5<br>3%          |
| GP Connections<br>N = 54  | 4<br>7%           | 4<br>7%            | 19<br>35%          | 21<br>39%          | 6<br>11%         |
| GP Links Wide Bay<br>N = 80   | 4<br>5%           | 12<br>15%          | 29<br>36%          | 32<br>40%          | 3<br>4%          |
| Ipswich and West Moreton Division of General Practice<br>N = 23                                 | 0<br>0%           | 7<br>30%           | 7<br>30%           | 8<br>35%           | 1<br>4%          |
| Mackay Division of General Practice<br>N = 67   | 1<br>1%           | 17<br>25%          | 22<br>33%          | 24<br>36%          | 3<br>4%          |
| Moreton Bay General Practice Network<br>N =   | NA                | NA                 | NA                 | NA                 | NA               |
| RHealth<br>N = 78   | 3<br>4%           | 11<br>14%          | 34<br>44%          | 29<br>37%          | 1<br>1%          |
| South East Alliance of General Practice (Brisbane)<br>N =                                       | NA                | NA                 | NA                 | NA                 | NA               |
| SouthEast Primary HealthCare Network<br>N = 95  | 2<br>2%           | 23<br>24%          | 30<br>32%          | 37<br>39%          | 3<br>3%          |
| Sunshine Coast Division of General Practice<br>N = 189  | 9<br>5%           | 34<br>18%          | 65<br>34%          | 75<br>40%          | 6<br>3%          |
| Townsville General Practice Network<br>N = 71   | 0<br>0%           | 8<br>11%           | 15<br>21%          | 47<br>66%          | 1<br>1%          |
| <b>STATE TOTAL<br/>N= 1012</b>  | <b>44<br/>4%</b>  | <b>176<br/>17%</b> | <b>346<br/>34%</b> | <b>411<br/>41%</b> | <b>35<br/>3%</b> |

### Commentary

- 44% of participating GPs are satisfied (41%) or very satisfied (3%) with the quality of the EDS
- 34% of participating GPs reported a neutral rating
- 21% of participating GPs are dissatisfied (17%) or very dissatisfied (4%) with the quality of the EDS
- RHealth asked about discharge summaries generally, not necessarily electronic discharge summaries
- Two Divisions did not ask this question



## 5.6 GP Results: Information from Hospitals

| GP Question   |                 |                    |                  |                    |
|---|-----------------|--------------------|------------------|--------------------|
| Table 5.6 – Do you receive adequate information from public hospitals to manage your patients care following their discharge? |                 |                    |                  |                    |
| Division  | Always          | Mostly             | Never            | Sometimes          |
| Capricornia Division of General Practice<br>N = 70  | 2<br>2%         | 33<br>47%          | 0<br>0%          | 35<br>50%          |
| Central Queensland Rural<br>N = 22  | 3<br>14%        | 5<br>23%           | 0<br>0%          | 14<br>64%          |
| Far North Queensland Rural Division of General Practice<br>N = 92   | 1<br>1%         | 37<br>40%          | 2<br>2%          | 52<br>57%          |
| General Practice Gold Coast<br>N = 210  | 3<br>1%         | 108<br>51%         | 5<br>2%          | 94<br>45%          |
| GP Connections<br>N = 62  | 2<br>3%         | 30<br>48%          | 0<br>0%          | 30<br>48%          |
| GP Links Wide Bay<br>N = 83   | 2<br>2%         | 47<br>57%          | 1<br>1%          | 33<br>40%          |
| Ipswich and West Moreton Division of General Practice<br>N = 24   | 2<br>8%         | 8<br>33%           | 0<br>0%          | 14<br>58%          |
| Mackay Division of General Practice<br>N = 68   | 1<br>1%         | 21<br>31%          | 1<br>1%          | 45<br>66%          |
| Moreton Bay General Practice Network<br>N =   | NA              | NA                 | NA               | NA                 |
| RHealth<br>N =  | NA              | NA                 | NA               | NA                 |
| South East Alliance of General Practice (Brisbane)<br>N =   | NA              | NA                 | NA               | NA                 |
| SouthEast Primary HealthCare Network<br>N = 100   | 6<br>6%         | 48<br>48%          | 3<br>3%          | 43<br>43%          |
| Sunshine Coast Division of General Practice<br>N =  | NA              | NA                 | NA               | NA                 |
| Townsville General Practice Network<br>N = 73   | 5<br>7%         | 50<br>68%          | 0<br>0%          | 18<br>25%          |
| <b>STATE TOTAL<br/>N = 804</b>  | <b>1<br/>3%</b> | <b>387<br/>48%</b> | <b>12<br/>1%</b> | <b>378<br/>47%</b> |

### Commentary

- 51% of GPs reported that they always (3%) or mostly (48%) receive adequate information from public hospitals following a patient's discharge
- 47% said that only sometimes they receive adequate information
- Three Divisions did not ask this question



## 5.7 GP Results: iHealth Care Directory

| GP Question   |                        |                          |
|---|------------------------|--------------------------|
| Table 5.7 - Have you ever accessed the iHealth Care statewide provider directory? |                        |                          |
| Division  | Yes                    | No                       |
| Capricornia Division of General Practice<br>N = 69                                | 4<br>6%                | 65<br>94%                |
| Central Queensland Rural<br>N = 22  | 2<br>9%                | 20<br>91%                |
| Far North Queensland Rural<br>N = 89  | 4<br>4%                | 85<br>96%                |
| General Practice Gold Coast<br>N = 208  | 20<br>10%              | 188<br>90%               |
| GP Connections<br>N = 62  | 0<br>0%                | 62<br>100%               |
| GP Links Wide Bay<br>N = 83   | 3<br>4%                | 80<br>96%                |
| Ipswich and West Moreton Division of General Practice<br>N = 24                   | 4<br>17%               | 20<br>83%                |
| Mackay Division of General Practice<br>N = 68                                     | 3<br>4%                | 65<br>96%                |
| Moreton Bay General Practice Network<br>N =                                       | NA                     | NA                       |
| RHealth<br>N = 29   | 7<br>24%               | 22<br>76%                |
| South East Alliance of General Practice (Brisbane)<br>N =                         | NA                     | NA                       |
| SouthEast Primary HealthCare Network<br>N = 98                                    | 8<br>8%                | 90<br>92%                |
| Sunshine Coast Division of General Practice<br>N = 195                            | 12<br>6%               | 183<br>94%               |
| Townsville General Practice Network<br>N = 73                                     | 2<br>3%                | 71<br>97%                |
| <b>STATE TOTAL</b><br>N = 1020  | <b>69</b><br><b>7%</b> | <b>951</b><br><b>93%</b> |

### Commentary

- Only 7% of GPs reported accessing the iHealth Care Directory, suggesting additional promotion of the Directory is required
- Two Divisions did not ask this question



## 5.8 GP Results: Workforce (Future Intentions)

| GP Question  |                    |                   |                    |                          |
|--|--------------------|-------------------|--------------------|--------------------------|
| Table 5.8 - Please indicate if you plan on changing your total number of session in general practice in the next 12 months |                    |                   |                    |                          |
| Division   | No Change          | Increase sessions | Decrease sessions  | Leaving general practice |
| Capricornia Division of General Practice<br>N = 69   | 47<br>68%          | 2<br>3%           | 15<br>22%          | 5<br>7%                  |
| Central Queensland Rural<br>N = 22   | 15<br>68%          | 1<br>5%           | 3<br>14%           | 3<br>14%                 |
| Far North Queensland Rural<br>N = 88   | 68<br>77%          | 7<br>8%           | 9<br>10%           | 4<br>5%                  |
| General Practice Gold Coast<br>N = 203   | 164<br>81%         | 10<br>5%          | 21<br>10%          | 8<br>4%                  |
| GP Connections<br>N = 61   | 48<br>79%          | 4<br>7%           | 9<br>15%           | 0<br>0%                  |
| GP Links Wide Bay<br>N = 83  | 65<br>78%          | 4<br>5%           | 11<br>13%          | 3<br>4%                  |
| Ipswich and West Moreton Division of General Practice<br>N = 24  | 19<br>79%          | 1<br>4%           | 4<br>17%           | 0<br>0%                  |
| Mackay Division of General Practice<br>N = 69  | 52<br>76%          | 6<br>8%           | 9<br>13%           | 2<br>3%                  |
| Moreton Bay General Practice Network<br>N =  | NA                 | NA                | NA                 | NA                       |
| RHealth<br>N = 79  | 63<br>80%          | 6<br>8%           | 9<br>11%           | 1<br>1%                  |
| South East Alliance of General Practice (Brisbane)<br>N =  | NA                 | NA                | NA                 | NA                       |
| SouthEast Primary HealthCare Network<br>N = 100  | 77<br>74%          | 5<br>5%           | 15<br>17%          | 3<br>4%                  |
| Sunshine Coast Division of General Practice<br>N = 196   | 157<br>80%         | 12<br>6%          | 22<br>11%          | 5<br>2%                  |
| Townsville General Practice Network<br>N = 71  | 62<br>86%          | 0<br>0%           | 8<br>12%           | 1<br>2%                  |
| <b>STATE TOTAL<br/>N = 1065</b>  | <b>837<br/>79%</b> | <b>58<br/>5%</b>  | <b>135<br/>13%</b> | <b>35<br/>3%</b>         |

### Commentary

- 79% of GPs indicated that they will not be changing their number of sessions in the next twelve months
- 5% of GPs indicated that they will be increasing sessions in the next 12 months
- 13% of GPs indicated that they will be decreasing sessions in the next 12 months
- 3% of GPs indicated that they will be leaving general practice in the next 12 months
- Two Divisions did not ask this question



## 5.9 GP Results: Workforce (Gender)

| GP Question   |                          |                          |
|---|--------------------------|--------------------------|
| Table 5.9 – GP Gender   |                          |                          |
| Division  | Male                     | Female                   |
| Capricornia Division of General Practice<br>N = 71              | 44<br>62%                | 27<br>38%                |
| Central Queensland Rural<br>N = 23                              | 17<br>74%                | 6<br>26%                 |
| Far North Queensland Rural<br>N = 93                            | 55<br>59%                | 38<br>41%                |
| General Practice Gold Coast<br>N = 214                          | 146<br>68%               | 68<br>32%                |
| GP Connections<br>N = 62  | 37<br>60%                | 25<br>40%                |
| GP Links Wide Bay<br>N = 83                                     | 53<br>64%                | 30<br>36%                |
| Ipswich and West Moreton Division of General Practice<br>N = 25 | 20<br>80%                | 5<br>20%                 |
| Mackay Division of General Practice<br>N = 69                   | 41<br>59%                | 28<br>41%                |
| Moreton Bay General Practice Network<br>N = 36                  | 27<br>75%                | 9<br>25%                 |
| RHealth<br>N = 83   | 45<br>54%                | 38<br>46%                |
| South East Alliance of General Practice (Brisbane)<br>N =       | NA                       | NA                       |
| SouthEast Primary HealthCare Network<br>N = 103                 | 55<br>53%                | 48<br>47%                |
| Sunshine Coast Division of General Practice<br>N = 200          | 115<br>58%               | 85<br>42%                |
| Townsville General Practice Network<br>N = 73                   | 48<br>66%                | 25<br>34%                |
| <b>STATE TOTAL</b><br>N = 1135                                  | <b>703</b><br><b>62%</b> | <b>432</b><br><b>38%</b> |

### Commentary

- Overall, 62% of GPs are male and 38% are female
- In Divisions the percentage of male GPs ranged from 53% to 80%
- In Divisions the percentage of female GPs ranged from 20% to 47%
- One Division did not ask this question



## 5.10 GP Results: Workforce (Age Group)

| GP Question   |                        |                          |                          |                          |                        |
|---|------------------------|--------------------------|--------------------------|--------------------------|------------------------|
| Table 5.10 - GP Age Group                                       |                        |                          |                          |                          |                        |
| Division  | 0-34                   | 35-44                    | 45-54                    | 55-64                    | 65+                    |
| Capricornia Division of General Practice<br>N = 70              | 4<br>6%                | 26<br>37%                | 21<br>30%                | 16<br>23%                | 3<br>4%                |
| Central Queensland Rural<br>N = 23                              | 2<br>9%                | 6<br>26%                 | 7<br>30%                 | 6<br>26%                 | 2<br>9%                |
| Far North Queensland Rural<br>N = 92                            | 11<br>12%              | 23<br>25%                | 38<br>41%                | 17<br>18%                | 3<br>3%                |
| General Practice Gold Coast<br>N = 193                          | 7<br>4%                | 43<br>22%                | 68<br>35%                | 59<br>31%                | 16<br>8%               |
| GP Connections<br>N = 59  | 1<br>2%                | 15<br>25%                | 25<br>42%                | 14<br>24%                | 4<br>7%                |
| GP Links Wide Bay<br>N = 71                                     | 2<br>3%                | 26<br>37%                | 24<br>34%                | 15<br>21%                | 4<br>6%                |
| Ipswich and West Moreton Division of General Practice<br>N = 25 | 3<br>12%               | 4<br>16%                 | 10<br>40%                | 6<br>24%                 | 2<br>8%                |
| Mackay Division of General Practice<br>N = 68                   | 5<br>7%                | 15<br>22%                | 29<br>43%                | 16<br>24%                | 3<br>4%                |
| Moreton Bay General Practice Network<br>N = 36                  | 6<br>17%               | 10<br>28%                | 7<br>19%                 | 11<br>37%                | 2<br>6%                |
| RHealth<br>N = 72   | 8<br>11%               | 21<br>29%                | 27<br>38%                | 15<br>21%                | 1<br>1%                |
| South East Alliance of General Practice (Brisbane)<br>N =       | NA                     | NA                       | NA                       | NA                       | NA                     |
| SouthEast Primary HealthCare Network<br>N = 82                  | 13<br>16%              | 26<br>32%                | 23<br>28%                | 15<br>18%                | 5<br>6%                |
| Sunshine Coast Division of General Practice<br>N = 194          | 21<br>11%              | 48<br>25%                | 83<br>41%                | 33<br>17%                | 9<br>5%                |
| Townsville General Practice Network<br>N = 72                   | 5<br>7%                | 28<br>39%                | 24<br>33%                | 13<br>18%                | 2<br>3%                |
| <b>STATE TOTAL</b><br>N = 1057                                  | <b>88</b><br><b>8%</b> | <b>291</b><br><b>28%</b> | <b>386</b><br><b>36%</b> | <b>236</b><br><b>22%</b> | <b>56</b><br><b>5%</b> |

### Commentary

- 36% of GPs are aged under 45
- 36% of GPs are in the 45 – 54 age group
- 27% of GPs are aged over 54
- One Division did not ask this question



## 5.11 GP Results: Workforce (Participation)

| GP Question   |                    |                    |
|---|--------------------|--------------------|
| Table 5.11 – Do you work full-time or part-time?                |                    |                    |
| Division  | Full-time          | Part-time          |
| Capricornia Division of General Practice<br>N = 71              | 35<br>49%          | 36<br>51%          |
| Central Queensland Rural<br>N = 21                              | 14<br>67%          | 7<br>33%           |
| Far North Queensland Rural<br>N = 89                            | 28<br>31%          | 61<br>69%          |
| General Practice Gold Coast<br>N = 201                          | 94<br>47%          | 107<br>53%         |
| GP Connections<br>N = 58  | 26<br>45%          | 32<br>55%          |
| GP Links Wide Bay<br>N = 79                                     | 38<br>48%          | 41<br>52%          |
| Ipswich and West Moreton Division of General Practice<br>N = 25 | 11<br>44%          | 14<br>56%          |
| Mackay Division of General Practice<br>N = 61                   | 18<br>30%          | 43<br>70%          |
| Moreton Bay General Practice Network<br>N = 35                  | 19<br>54%          | 16<br>46%          |
| RHealth<br>N = 69   | 29<br>42%          | 40<br>58%          |
| South East Alliance of General Practice (Brisbane)<br>N =       | NA                 | NA                 |
| SouthEast Primary HealthCare Network<br>N = 100                 | 48<br>48%          | 52<br>52%          |
| Sunshine Coast Division of General Practice<br>N = 191          | 54<br>28%          | 137<br>72%         |
| Townsville General Practice Network<br>N = 70                   | 23<br>33%          | 47<br>67%          |
| <b>STATE TOTAL<br/>N = 1070</b>                                 | <b>437<br/>41%</b> | <b>633<br/>59%</b> |

### Commentary

- 633 (59%) of GPs throughout Queensland work part-time (less than 10 sessions per week)
- The percentage of GPs who work part-time ranged from 33% to 72% in Divisions
- The percentage of GPs who work full-time ranged from 28% to 67% in Divisions
- One Division did not ask this question



## 5.12 GP Results: Type of GP

| GP Question   |                  |                                  |                  |                  |
|---|------------------|----------------------------------|------------------|------------------|
| Table 5.12 – Please nominate your GP type                         |                  |                                  |                  |                  |
| Division  | GP Registrar     | GP Working at Usual Practice (s) | Locum            | Other            |
| Capricornia Division of General Practice<br>N = 71                | 5<br>7%          | 64<br>90%                        | 0<br>0%          | 2<br>3%          |
| Central Queensland Rural<br>N = 23                                | 5<br>22%         | 17<br>74%                        | 0<br>0%          | 1<br>4%          |
| Far North Queensland Rural Division of General Practice<br>N = 93 | 7<br>8%          | 17<br>74%                        | 0<br>0%          | 1<br>4%          |
| General Practice Gold Coast<br>N = 213                            | 1<br>0%          | 209<br>98%                       | 3<br>1%          | 0<br>0%          |
| GP Connections<br>N = 62  | 1<br>2%          | 60<br>97%                        | 0<br>0%          | 1<br>2%          |
| GP Links Wide Bay<br>N = 83                                       | 6<br>7%          | 76<br>92%                        | 0<br>0%          | 1<br>1%          |
| Ipswich and West Moreton Division of General Practice<br>N = 25   | 0<br>0%          | 24<br>96%                        | 0<br>0%          | 1<br>1%          |
| Mackay Division of General Practice<br>N = 69                     | 5<br>7%          | 76<br>92%                        | 0<br>0%          | 1<br>2%          |
| Moreton Bay General Practice Network<br>N = 36                    | 1<br>3%          | 34<br>94%                        | 0<br>0%          | 1<br>3%          |
| RHealth<br>N = 75   | 12<br>16%        | 59<br>86%                        | 3<br>4%          | 2<br>3%          |
| South East Alliance of General Practice (Brisbane)<br>N =         | NA               | NA                               | NA               | NA               |
| SouthEast Primary HealthCare Network<br>N = 101                   | 8<br>8%          | 91<br>90%                        | 1<br>1%          | 1<br>1%          |
| Sunshine Coast Division of General Practice<br>N = 197            | 13<br>6%         | 179<br>90%                       | 3<br>2%          | 2<br>1%          |
| Townsville General Practice Network<br>N = 73                     | 2<br>3%          | 70<br>96%                        | 1<br>1%          | 0<br>0%          |
| <b>STATE TOTAL<br/>N =1121</b>                                    | <b>66<br/>6%</b> | <b>1022<br/>91%</b>              | <b>15<br/>1%</b> | <b>18<br/>2%</b> |

### Commentary

- 91% of respondents were GPs working at their regular practice
- 6% of respondents were GP registrars
- 1% of respondents were Locums
- 2% of respondents indicated another type of GP
- One Division did not ask this question



## 6. Practice Results

### 6.1 Practice response by Division

| <b>Table 6.1 - Practice Response by Division</b>      |                           |                             |                               |
|---|---------------------------|-----------------------------|-------------------------------|
| <b>Division</b>                                       | <b>Practice Responses</b> | <b>Practice Invitations</b> | <b>Practice Response Rate</b> |
| Capricornia Division of General Practice              | 24                        | 41                          | <b>59%</b>                    |
| Central Queensland Rural                              | 4                         | 33                          | <b>12%</b>                    |
| Far North Queensland Rural                            | 42                        | 68                          | <b>62%</b>                    |
| General Practice Gold Coast                           | 55                        | 129                         | <b>43%</b>                    |
| GP Connections  | 33                        | 50                          | <b>66%</b>                    |
| GP Links Wide Bay                                     | 38                        | 63                          | <b>60%</b>                    |
| Ipswich and West Moreton Division of General Practice | 24                        | 60                          | <b>40%</b>                    |
| Mackay Division of General Practice                   | 21                        | 38                          | <b>55%</b>                    |
| Moreton Bay General Practice Network                  | 15                        | 62                          | <b>24%</b>                    |
| RHealth   | 33                        | 60                          | <b>55%</b>                    |
| South East Alliance of General Practice (Brisbane)    | 46                        | 98                          | <b>47%</b>                    |
| SouthEast Primary HealthCare Network                  | 67                        | 83                          | <b>81%</b>                    |
| Sunshine Coast Division of General Practice           | 83                        | 116                         | <b>72%</b>                    |
| Townsville General Practice Network                   | 21                        | 36                          | <b>58%</b>                    |
| <b>STATE TOTAL</b>                                    | <b>506</b>                | <b>937</b>                  | <b>54%</b>                    |

#### Commentary

- The statewide response rate for Practices was 54% and ranged from 12% to 81% in Divisions
- Divisions that provide an incentive (i.e. payment, raffle prize) to complete the GP Census obtained a higher response rate than Divisions who did not provide an incentive
- Divisions that used a combination of electronic and paper surveying obtained a higher response rate than Divisions who only used the electronic method
- 83% of participating Practices completed GP Census electronically



## 6.2 Practice Results: Nursing Workforce

| Table 6.2 – How many nurses were employed at your practice during Census week? |                 |                   |
|--|-----------------|-------------------|
| Division   | Enrolled Nurses | Registered Nurses |
| Capricornia Division of General Practice<br>N =                                | 23              | 37                |
| Central Queensland Rural<br>N =  | 2               | 4                 |
| Far North Queensland Rural<br>N =  | 13              | 66                |
| General Practice Gold Coast<br>N =   | 24              | 83                |
| GP Connections<br>N =  | 21              | 75                |
| GP Links Wide Bay<br>N =   | 22              | 49                |
| Ipswich and West Moreton Division of General Practice<br>N =                   | 10              | 31                |
| Mackay Division of General Practice<br>N =                                     | 10              | 42                |
| Moreton Bay General Practice Network<br>N =                                    | NA              | NA                |
| RHealth<br>N =   | 19              | 43                |
| South East Alliance of General Practice (Brisbane)<br>N =                      | NA              | NA                |
| SouthEast Primary HealthCare Network<br>N =                                    | 36              | 72                |
| Sunshine Coast Division of General Practice<br>N =                             | NA              | NA                |
| Townsville General Practice Network<br>N =                                     | 11              | 42                |
| <b>STATE TOTAL</b>   | <b>191</b>      | <b>544</b>        |

### Commentary

- A total of 191 enrolled nurses and 544 registered nurses worked during Census Week
- Three Divisions did not ask this question



## 6.3 Practice Results: Nursing Tasks

| Practice Question   |                    |                    |                    |                    |                    |                    |                    |                    |                    |                    |                    |                   |                    |                    |
|---|--------------------|--------------------|--------------------|--------------------|--------------------|--------------------|--------------------|--------------------|--------------------|--------------------|--------------------|-------------------|--------------------|--------------------|
| Table 6.3 – What tasks do your practice nurses routinely undertake? |                    |                    |                    |                    |                    |                    |                    |                    |                    |                    |                    |                   |                    |                    |
| Division  | IMM                | WM                 | AACC               | DCC                | PEAS               | PEDI               | PAP                | NUT                | CARE               | WAIT               | HASS               | NURS              | ADM                | CDP                |
| CAP<br>N = 19   | 19<br>100%         | 19<br>100%         | 9<br>47%           | 14<br>74%          | 12<br>63%          | 14<br>74%          | 7<br>37%           | 9<br>47%           | 16<br>84%          | 15<br>79%          | 16<br>84%          | 1<br>5%           | 7<br>37%           | 10<br>53%          |
| CQR<br>N = 3  | 3<br>100%          | 3<br>100%          | 0<br>0%            | 1<br>33%           | 0<br>0%            | 1<br>33%           | 0<br>0%            | 0<br>0%            | 2<br>67%           | 2<br>67%           | 1<br>33%           | 1<br>33%          | 2<br>67%           | 1<br>33%           |
| FNQ<br>N = 31   | 31<br>100%         | 31<br>100%         | 13<br>42%          | 20<br>65%          | 23<br>74%          | 24<br>77%          | 18<br>58%          | 21<br>68%          | 20<br>65%          | 27<br>87%          | 25<br>81%          | 8<br>26%          | 12<br>39%          | 25<br>81%          |
| GPGC<br>N = 39  | 39<br>100%         | 38<br>97%          | 15<br>38%          | 25<br>64%          | 21<br>54%          | 27<br>69%          | 13<br>33%          | 17<br>44%          | 24<br>62%          | 32<br>82%          | 27<br>69%          | 14<br>36%         | 17<br>44%          | 25<br>64%          |
| GP Con<br>N = 30  | 30<br>100%         | 30<br>100%         | 17<br>57%          | 21<br>70%          | 21<br>70%          | 22<br>73%          | 9<br>30%           | 18<br>60%          | 25<br>83%          | 24<br>80%          | 28<br>93%          | 8<br>27%          | 12<br>40%          | 21<br>70%          |
| WB<br>N = 31  | 31<br>100%         | 31<br>100%         | 8<br>26%           | 12<br>39%          | 11<br>35%          | 17<br>55%          | 15<br>48%          | 13<br>42%          | 16<br>52%          | 26<br>84%          | 23<br>74%          | 8<br>26%          | 12<br>39%          | 17<br>55%          |
| IWM<br>N = 14   | 13<br>93%          | 12<br>86%          | 5<br>36%           | 7<br>50%           | 7<br>50%           | 9<br>64%           | 4<br>29%           | 7<br>50%           | 9<br>64%           | 10<br>71%          | 9<br>64%           | 3<br>21%          | 5<br>36%           | 8<br>57%           |
| MACK<br>N = 19  | 17<br>89%          | 19<br>100%         | 11<br>58%          | 15<br>79%          | 13<br>68%          | 17<br>89%          | 7<br>37%           | 14<br>74%          | 14<br>74%          | 17<br>89%          | 16<br>84%          | 3<br>16%          | 6<br>32%           | 16<br>84%          |
| MB<br>N =   | NA                 | NA                 | NA                 | NA                 | NA                 | NA                 | NA                 | NA                 | NA                 | NA                 | NA                 | NA                | NA                 | NA                 |
| RH<br>N = 27  | 25<br>93%          | 26<br>96%          | 11<br>41%          | 18<br>67%          | 14<br>52%          | 19<br>70%          | 8<br>30%           | 10<br>37%          | 21<br>78%          | 22<br>81%          | 21<br>78%          | NA                | NA                 | NA                 |
| SEA<br>N =  | NA                 | NA                 | NA                 | NA                 | NA                 | NA                 | NA                 | NA                 | NA                 | NA                 | NA                 | NA                | NA                 | NA                 |
| SPHN<br>N = 45  | 45<br>100%         | 44<br>98%          | 22<br>49%          | 26<br>58%          | 31<br>69%          | 34<br>76%          | 16<br>36%          | 24<br>53%          | 26<br>58%          | 35<br>78%          | 34<br>76%          | 13<br>29%         | 19<br>42%          | 26<br>58%          |
| SC<br>N = 47  | 47<br>100%         | 47<br>100%         | 19<br>40%          | 29<br>62%          | 23<br>49%          | 30<br>64%          | 14<br>30%          | 17<br>36%          | 21<br>45%          | 42<br>89%          | 39<br>83%          | 0<br>0%           | 15<br>32%          | 26<br>55%          |
| TGPN<br>N = 22  | 22<br>100%         | 22<br>100%         | 7<br>32%           | 15<br>68%          | 14<br>64%          | 18<br>82%          | 9<br>41%           | 13<br>59%          | 15<br>68%          | 20<br>91%          | 20<br>91%          | 4<br>18%          | 9<br>41%           | 15<br>68%          |
| <b>STATE<br/>TOTAL<br/>N = 327</b>                                  | <b>322<br/>98%</b> | <b>322<br/>98%</b> | <b>137<br/>42%</b> | <b>203<br/>62%</b> | <b>190<br/>58%</b> | <b>232<br/>71%</b> | <b>120<br/>37%</b> | <b>163<br/>50%</b> | <b>209<br/>64%</b> | <b>272<br/>83%</b> | <b>259<br/>79%</b> | <b>63<br/>19%</b> | <b>116<br/>35%</b> | <b>190<br/>58%</b> |

### Commentary

- Almost all (98%) of practice nurses routinely undertake immunisation and wound management
- Other commonly performed tasks include waiting room triage (83%), health assessments (79%) and diabetes patient education (71%).
- Two Divisions did not ask this question

#### Key

|      |   |
|------|---|
| IMM  | Immunisation (MBS item)                         |
| WM   | Wound management (MBS item)                     |
| AACC | Clinical services – asthma annual cycle of care |
| DCC  | Clinical services – diabetes annual cycle       |
| PEAS | Patient education – asthma                      |
| PEDI | Patient education – diabetes                    |
| PAP  | Patient services/education – pap smears         |
| NUT  | Patient services education – nutrition/diet     |
| CARE | Care Planning                                   |
| WAIT | Waiting room triage                             |
| HASS | Health Assessments                              |
| NURS | Nurse-led clinics                               |
| ADM  | Administration/Practice Management              |
| CDP  | Chronic Disease Prevention                      |



## 6.4 Practice Results: Practice Incentive Program

| Practice Question   |                    |                       |                    |                    |
|---|--------------------|-----------------------|--------------------|--------------------|
| Table 6.4 – Please indicate which of the following Practice Incentive Payments (PIP) you receive: |                    |                       |                    |                    |
| Division  | Practice Nurse PIP | Indigenous Health PIP | eHealth PIP        | Rural Loading PIP  |
| Capricornia Division of General Practice<br>N = 18  | 17<br>94%          | 5<br>28%              | 9<br>50%           | 9<br>50%           |
| Central Queensland Rural<br>N = 4   | 3<br>75%           | 0<br>0%               | 3<br>75%           | 4<br>100%          |
| Far North Queensland Rural<br>N = 29  | 28<br>97%          | 7<br>24%              | 24<br>83%          | 20<br>69%          |
| General Practice Gold Coast<br>N = 32   | 14<br>44%          | 8<br>25%              | 25<br>81%          | 1<br>3%            |
| GP Connections<br>N = 28  | 26<br>93%          | 4<br>14%              | 25<br>89%          | 14<br>50%          |
| GP Links Wide Bay<br>N = 31   | 27<br>87%          | 5<br>16%              | 21<br>68%          | 20<br>65%          |
| Ipswich and West Moreton Division of General Practice<br>N = 11                                   | 6<br>55%           | 2<br>18%              | 9<br>82%           | 2<br>18%           |
| Mackay Division of General Practice<br>N = 19   | 19<br>100%         | 4<br>21%              | 16<br>84%          | 14<br>74%          |
| Moreton Bay General Practice Network<br>N =   | NA                 | NA                    | NA                 | NA                 |
| RHealth<br>N = 27   | 23<br>85%          | 10<br>37%             | 20<br>74%          | 19<br>70%          |
| South East Alliance of General Practice (Brisbane)<br>N =   | NA                 | NA                    | NA                 | NA                 |
| SouthEast Primary HealthCare Network<br>N = 44  | 34<br>77%          | 10<br>23%             | 21<br>48%          | 1<br>2%            |
| Sunshine Coast Division of General Practice<br>N = 51   | 46<br>90%          | 18<br>35%             | 40<br>78%          | 29<br>57%          |
| Townsville General Practice Network<br>N = 20   | 20<br>100%         | 1<br>5%               | 16<br>80%          | 2<br>10%           |
| <b>STATE TOTAL<br/>N = 314</b>  | <b>263<br/>84%</b> | <b>74<br/>24%</b>     | <b>229<br/>73%</b> | <b>135<br/>43%</b> |

### Commentary

- 84% of Practices claim the Practice Nurse PIP
- 73% of Practices claim the eHealth PIP
- 43% of Practices claim the Rural Loading PIP
- 24% of Practices claim the Indigenous Health PIP
- Two Divisions did not ask this question



## 6.5 Practice Results: Aboriginal &/or Torres Strait Islander Health Checks

| Practice Question   |                    |                    |
|---|--------------------|--------------------|
| Table 6.5 - Does your practice undertake Aboriginal and/or Torres Strait Islander People's health checks? |                    |                    |
| Division  | Yes                | No                 |
| Capricornia Division of General Practice<br>N = 19  | 12<br>63%          | 7<br>37%           |
| Central Queensland Rural<br>N = 4   | 2<br>50%           | 2<br>50%           |
| Far North Queensland Rural<br>N = 33  | 22<br>67%          | 11<br>33%          |
| General Practice Gold Coast<br>N = 46   | 16<br>35%          | 30<br>65%          |
| GP Connections<br>N = 31  | 12<br>39%          | 19<br>61%          |
| GP Links Wide Bay<br>N = 34   | 20<br>59%          | 14<br>41%          |
| Ipswich and West Moreton Division of General Practice<br>N = 20   | 8<br>40%           | 12<br>60%          |
| Mackay Division of General Practice<br>N = 19   | 11<br>58%          | 8<br>42%           |
| Moreton Bay General Practice Network<br>N =   | NA                 | NA                 |
| RHealth<br>N = 30   | 23<br>77%          | 7<br>23%           |
| South East Alliance of General Practice (Brisbane)<br>N =   | NA                 | NA                 |
| SouthEast Primary HealthCare Network<br>N = 59  | 33<br>56%          | 26<br>44%          |
| Sunshine Coast Division of General Practice<br>N = 56   | 39<br>70%          | 17<br>30%          |
| Townsville General Practice Network<br>N = 19   | 9<br>47%           | 10<br>53%          |
| <b>STATE TOTAL<br/>N = 370</b>  | <b>207<br/>56%</b> | <b>163<br/>44%</b> |

### Commentary

- 56% of Practices undertake Aboriginal and/or Torres Strait Islander health checks
- The percentage of Practices who reported undertaking Aboriginal and/or Torres Strait Islander health checks ranged from 35% to 77%
- Two Divisions did not ask this question



## 6.6 Practice Results: Aboriginal Health Workers

| Practice Question  |           |
|--|-----------|
| Table 6.6 How many Aboriginal Health Workers are contracted and/or employed by the practice? |           |
| Division   | Number    |
| Capricornia Division of General Practice   | 3         |
| Central Qld Rural  | 0         |
| Far North Queensland Rural   | 13        |
| General Practice Gold Coast  | 2         |
| GP Connections   | 6         |
| GP Links Wide Bay  | 3         |
| Central Queensland Rural   | 0         |
| Ipswich and West Moreton Division of General Practice  | 0         |
| Mackay Division of General Practice  | 2         |
| Moreton Bay General Practice Network   | NA        |
| RHealth  | 5         |
| South East Alliance of General Practice (Brisbane)   | NA        |
| SouthEast Primary HealthCare Network   | 4         |
| Sunshine Coast Division of General Practice  | NA        |
| Townsville General Practice Network  | 0         |
| <b>STATE TOTAL<br/>N =</b>   | <b>38</b> |

### Commentary

- Very few (38) Aboriginal Health Workers were reported to be employed in participating Practices
- Three Divisions did not ask this question



## 6.7 Practice Results: Aboriginal &/or Torres Strait Islander Status

| Practice Question  |                    |                  |
|--|--------------------|------------------|
| Table 6.7 - Does your Practice record Aboriginal and/or Torres Strait Islander status of patients? |                    |                  |
| Division   | Yes                | No               |
| Capricornia Division of General Practice<br>N = 19   | 18<br>95%          | 1<br>5%          |
| Central Qld Rural<br>N = 4   | 4<br>100%          | 0<br>0%          |
| Far North Queensland Rural<br>N = 32   | 30<br>94%          | 2<br>6%          |
| General Practice Gold Coast<br>N = 49  | 43<br>88%          | 6<br>12%         |
| GP Connections<br>N = 31   | 30<br>97%          | 1<br>3%          |
| GP Links Wide Bay<br>N = 35  | 33<br>94%          | 2<br>6%          |
| Ipswich and West Moreton Division of General Practice<br>N = 21                                    | 18<br>86%          | 3<br>14%         |
| Mackay Division of General Practice<br>N = 19  | 19<br>100%         | 0<br>0%          |
| Moreton Bay General Practice Network<br>N = 52   | 47<br>90%          | 5<br>10%         |
| RHealth<br>N = 31  | 31<br>100%         | 0<br>0%          |
| South East Alliance of General Practice (Brisbane)<br>N =  | NA                 | NA               |
| SouthEast Primary HealthCare Network<br>N = 60   | 54<br>90%          | 6<br>10%         |
| Sunshine Coast Division of General Practice<br>N =   | NA                 | NA               |
| Townsville General Practice Network<br>N = 20  | 20<br>100%         | 0<br>0%          |
| <b>STATE TOTAL<br/>N = 373</b>   | <b>347<br/>93%</b> | <b>26<br/>7%</b> |

### Commentary

- The vast majority of Practices (93%) record the Aboriginal and/or Torres Strait Islander status of patients
- The percentage of Practices who reported that they record the status of Aboriginal and/or Torres Strait Islander patients ranged from 86% to 100% in Divisions
- Two Divisions did not ask this question



## 6.8 Practice Results: Aboriginal &/or Torres Strait Islander Identification - Level of Comfort

| Practice Question  |                   |                    |                   |                   |                    |
|--|-------------------|--------------------|-------------------|-------------------|--------------------|
| Table 6.8 - If yes, overall how comfortable are practice staff with asking patients if they are of Aboriginal and/or Torres Strait Islander descent? |                   |                    |                   |                   |                    |
| Division   | Very Comfortable  | Comfortable        | Neutral           | Un-comfortable    | Very Uncomfortable |
| Capricornia Division of General Practice<br>N = 18   | 4<br>22%          | 3<br>17%           | 7<br>39%          | 2<br>11%          | 2<br>11%           |
| Central Queensland Rural<br>N = 4  | 0<br>0%           | 1<br>25%           | 0<br>0%           | 1<br>25%          | 2<br>50%           |
| Far North Queensland Rural<br>N = 31   | 6<br>19%          | 8<br>26%           | 8<br>26%          | 4<br>13%          | 5<br>16%           |
| General Practice Gold Coast<br>N = 42  | 3<br>7%           | 7<br>17%           | 15<br>36%         | 5<br>12%          | 12<br>29%          |
| GP Connections<br>N = 31   | 5<br>16%          | 13<br>42%          | 3<br>10%          | 7<br>23%          | 3<br>10%           |
| GP Links Wide Bay<br>N = 34  | 6<br>18%          | 8<br>24%           | 9<br>26%          | 1<br>3%           | 10<br>29%          |
| Ipswich and West Moreton Division of General Practice<br>N = 19  | 4<br>21%          | 2<br>11%           | 6<br>32%          | 1<br>5%           | 6<br>32%           |
| Mackay Division of General Practice<br>N = 19  | 4<br>21%          | 7<br>37%           | 6<br>32%          | 0<br>0%           | 2<br>11%           |
| Moreton Bay General Practice Network<br>N =  | NA                | NA                 | NA                | NA                | NA                 |
| RHealth<br>N = 30  | 10<br>33%         | 13<br>43%          | 7<br>23%          | 0<br>0%           | 0<br>0%            |
| South East Alliance of General Practice (Brisbane)<br>N =  | NA                | NA                 | NA                | NA                | NA                 |
| SouthEast Primary HealthCare Network<br>N = 56   | 5<br>9%           | 20<br>36%          | 14<br>25%         | 6<br>11%          | 11<br>20%          |
| Sunshine Coast Division of General Practice<br>N = 50  | 3<br>6%           | 12<br>24%          | 17<br>34%         | 10<br>20%         | 8<br>16%           |
| Townsville General Practice Network<br>N = 20  | 5<br>25%          | 7<br>35%           | 3<br>15%          | 2<br>10%          | 3<br>15%           |
| <b>STATE TOTAL<br/>N = 354</b>   | <b>55<br/>16%</b> | <b>101<br/>29%</b> | <b>95<br/>27%</b> | <b>39<br/>11%</b> | <b>64<br/>18%</b>  |

### Commentary

- 45% of Practices felt comfortable (29%) or very comfortable (16%) about asking the Aboriginal and/or Torres Strait Islander status of patients
- 29% of Practices felt uncomfortable (11%) or very uncomfortable (18%) about asking the Aboriginal and/or Torres Strait Islander status of patients
- 27% of Practices provided a neutral response to this question
- Two Divisions did not ask this question



## 6.9 Practice Results: Multicultural Health Workers

| Practice Question   |                    |                    |
|---|--------------------|--------------------|
| Table 6.9 - Do you access multicultural health workers?         |                    |                    |
| Division  | Yes                | No                 |
| Capricornia Division of General Practice<br>N = 19              | 6<br>32%           | 13<br>68%          |
| Central Queensland Rural<br>N = 4                               | 1<br>25%           | 3<br>75%           |
| Far North Queensland Rural<br>N = 31                            | 11<br>35%          | 20<br>65%          |
| General Practice Gold Coast<br>N = 49                           | 16<br>33%          | 33<br>67%          |
| GP Connections<br>N = 31  | 11<br>35%          | 20<br>65%          |
| GP Links Wide Bay<br>N = 35                                     | 14<br>40%          | 21<br>60%          |
| Ipswich and West Moreton Division of General Practice<br>N = 19 | 5<br>26%           | 14<br>74%          |
| Mackay Division of General Practice<br>N = 19                   | 7<br>37%           | 12<br>63%          |
| Moreton Bay General Practice Network<br>N =                     | NA                 | NA                 |
| RHealth<br>N = 30   | 3<br>10%           | 27<br>90%          |
| South East Alliance of General Practice (Brisbane)<br>N =       | NA                 | NA                 |
| SouthEast Primary HealthCare Network<br>N = 60                  | 24<br>40%          | 36<br>60%          |
| Sunshine Coast Division of General Practice<br>N = 55           | 16<br>29%          | 39<br>71%          |
| Townsville General Practice Network<br>N = 20                   | 6<br>30%           | 14<br>70%          |
| <b>STATE TOTAL<br/>N = 372</b>                                  | <b>120<br/>32%</b> | <b>252<br/>68%</b> |

### Commentary

- 32% of participating Practices reported that they accessed multicultural health workers
- The percentage of Practices who reported that they accessed multicultural health workers in Divisions ranged from 25% to 40%
- Two Divisions did not ask this question



## 6.10 Practice Results: Medical Software

| Practice Question   |                  |                    |                   |                  |                  |                 |                  |                     |
|---|------------------|--------------------|-------------------|------------------|------------------|-----------------|------------------|---------------------|
| Table 6.10 - What medical software is used in the practice?     |                  |                    |                   |                  |                  |                 |                  |                     |
| Division  | MD2              | MD3                | Best Practice     | Genie            | Practix          | Monet           | Other            | None                |
| Capricornia Division of General Practice<br>N = 19              | 3<br>16%         | 13<br>68%          | 0<br>0%           | 1<br>5%          | 1<br>5%          | 0<br>0%         | 1<br>5%          | 0<br>0%             |
| Central Queensland Rural<br>N = 4                               | 0<br>0%          | 2<br>50%           | 0<br>0%           | 0<br>0%          | 2<br>50%         | 0<br>0%         | 0<br>0%          | 0<br>0%             |
| Far North Queensland Rural<br>N = 30                            | 3<br>10%         | 12<br>40%          | 8<br>27%          | 3<br>10%         | 3<br>10%         | 1<br>3%         | 0<br>0%          | 0<br>0%             |
| General Practice Gold Coast<br>N = 48                           | 4<br>8%          | 27<br>56%          | 5<br>10%          | 1<br>2%          | 3<br>6%          | 1<br>2%         | 7<br>14%         | 0<br>0%             |
| GP Connections<br>N = 30  | 5<br>17%         | 17<br>57%          | 5<br>17%          | 1<br>3%          | 1<br>3%          | 0<br>0%         | 1<br>3%          | 0<br>0%             |
| GP Links Wide Bay<br>N = 34                                     | 3<br>9%          | 14<br>41%          | 10<br>29%         | 2<br>6%          | 5<br>15%         | 0<br>0%         | 0<br>0%          | 0<br>0%             |
| Ipswich and West Moreton Division of General Practice<br>N = 20 | 1<br>5%          | 12<br>60%          | 3<br>15%          | 1<br>5%          | 0<br>0%          | 1<br>5%         | 2<br>5%          | 0<br>0%             |
| Mackay Division of General Practice<br>N = 19                   | 1<br>5%          | 14<br>74%          | 1<br>5%           | 1<br>5%          | 2<br>11%         | 0<br>0%         | 0<br>0%          | 0<br>0%             |
| Moreton Bay General Practice Network<br>N =                     | NA               | NA                 | NA                | NA               | NA               | NA              | NA               | NA                  |
| RHealth<br>N = 31   | 3<br>10%         | 22<br>71%          | 4<br>13%          | 1<br>3%          | 0<br>0%          | 0<br>0%         | 1<br>3%          | 0<br>0%             |
| South East Alliance of General Practice (Brisbane)<br>N =       | NA               | NA                 | NA                | NA               | NA               | NA              | NA               | NA                  |
| SouthEast Primary HealthCare Network<br>N = 56                  | 5<br>9%          | 24<br>43%          | 7<br>13%          | 3<br>5%          | 2<br>4%          | 5<br>9%         | 7<br>13%         | 3<br>5%             |
| Sunshine Coast Division of General Practice<br>N = 71           | 40<br>56%        |                    | 22<br>31%         | 3<br>4%          | 1<br>1%          | 0<br>0%         | 5<br>5%          | 0<br>0%             |
| Townsville General Practice Network<br>N = 20                   | 0<br>0%          | 10<br>50%          | 1<br>5%           | 2<br>10%         | 6<br>30%         | 0<br>0%         | 1<br>5%          | 0<br>0%             |
| <b>STATE TOTAL<br/>N = 382</b>                                  | <b>34<br/>9%</b> | <b>201<br/>53%</b> | <b>66<br/>17%</b> | <b>19<br/>5%</b> | <b>26<br/>7%</b> | <b>8<br/>2%</b> | <b>25<br/>7%</b> | <b>3<br/>&lt;1%</b> |

### Commentary

- The most utilised medical software in Practices in Medical Director 3 at 53%
- The combined usage of Medical Director 2 and Medical Director 3 is 62% across the state
- The next most utilised medical software programs are Best Practice (17%) and Practix (7%)
- Two Divisions did not ask this question



## 6.11 Practice Results: Billing Software

| Practice Question   |                    |                   |                 |                  |                  |                   |
|---|--------------------|-------------------|-----------------|------------------|------------------|-------------------|
| Table 6.11 – What billing software is used in the practice?     |                    |                   |                 |                  |                  |                   |
| Division  | Prac Soft          | Best Practice     | Blue Chip       | MYOB             | Quick books      | Other             |
| Capricornia Division of General Practice<br>N = 18              | 15<br>83%          | 0<br>0%           | 0<br>0%         | 1<br>6%          | 1<br>6%          | 3<br>17%          |
| Central Queensland Rural<br>N = 3                               | 2<br>67%           | 0<br>0%           | 0<br>0%         | 0<br>0%          | 2<br>67%         | 0<br>0%           |
| Far North Queensland Rural<br>N = 26                            | 12<br>46%          | 4<br>15%          | 0<br>0%         | 6<br>23%         | 1<br>4%          | 6<br>23%          |
| General Practice Gold Coast<br>N = 44                           | 29<br>66%          | 2<br>5%           | 0<br>0%         | 2<br>5%          | 0<br>0%          | 11<br>25%         |
| GP Connections<br>N = 27  | 18<br>67%          | 1<br>4%           | 0<br>0%         | 3<br>11%         | 1<br>4%          | 7<br>26%          |
| GP Links Wide Bay<br>N = 30                                     | 16<br>53%          | 5<br>17%          | 0<br>0%         | 2<br>7%          | 1<br>3%          | 7<br>23%          |
| Ipswich and West Moreton Division of General Practice<br>N = 17 | 12<br>71%          | 2<br>12%          | 0<br>0%         | 2<br>12%         | 0<br>0%          | 2<br>12%          |
| Mackay Division of General Practice<br>N = 18                   | 12<br>67%          | 1<br>6%           | 0<br>0%         | 2<br>11%         | 1<br>6%          | 4<br>22%          |
| Moreton Bay General Practice Network<br>N = 58                  | 32<br>55%          | 14<br>24%         | 0<br>0%         | 0<br>0%          | 15<br>26%        | 10<br>17%         |
| RHealth<br>N = 31   | 23<br>74%          | 4<br>13%          | 0<br>0%         | 0<br>0%          | 1<br>3%          | 3<br>11%          |
| South East Alliance of General Practice (Brisbane)<br>N =       | NA                 | NA                | NA              | NA               | NA               | NA                |
| SouthEast Primary HealthCare Network<br>N = 51                  | 24<br>47%          | 4<br>8%           | 0<br>0%         | 1<br>2%          | 1<br>2%          | 21<br>41%         |
| Sunshine Coast Division of General Practice<br>N = 70           | 48<br>69%          | 10<br>14%         | 0<br>0%         | 1<br>1%          | 0<br>0%          | 11<br>16%         |
| Townsville General Practice Network<br>N = 21                   | 12<br>57%          | 0<br>0%           | 0<br>0%         | 2<br>10%         | 2<br>10%         | 7<br>33%          |
| <b>STATE TOTAL<br/>N = 414</b>                                  | <b>255<br/>62%</b> | <b>47<br/>11%</b> | <b>0<br/>0%</b> | <b>22<br/>5%</b> | <b>26<br/>6%</b> | <b>92<br/>22%</b> |

### Commentary

- The most utilised billing software used in Practices in Prac Soft with a 62% market share across Queensland
- The second most commonly used billing software is Best Practice (11%)
- One Division did not ask this question



## 6.12 Practice Results: Medical Information Storage

| Practice Question   |                  |                    |                    |
|---|------------------|--------------------|--------------------|
| Table 6.12 - Is information entered onto a computer or are paper record still used? |                  |                    |                    |
| Division  | Paper only       | Electronic         | Mixed              |
| Capricornia Division of General Practice<br>N = 19                                  | 1<br>5%          | 17<br>89%          | 1<br>5%            |
| Central Queensland Rural<br>N = 4   | 0<br>0%          | 3<br>75%           | 1<br>25%           |
| Far North Queensland Rural<br>N = 31  | 0<br>0%          | 24<br>77%          | 7<br>23%           |
| General Practice Gold Coast<br>N = 49   | 1<br>2%          | 36<br>73%          | 12<br>24%          |
| GP Connections<br>N = 31  | 0<br>0%          | 20<br>65%          | 11<br>35%          |
| GP Links Wide Bay<br>N = 34   | 0<br>0%          | 19<br>56%          | 15<br>44%          |
| Ipswich and West Moreton Division of General Practice<br>N = 21                     | 0<br>0%          | 10<br>48%          | 11<br>52%          |
| Mackay Division of General Practice<br>N = 19                                       | 0<br>0%          | 14<br>74%          | 5<br>26%           |
| Moreton Bay General Practice Network<br>N =   | NA               | NA                 | NA                 |
| RHealth<br>N = 32   | 0<br>0%          | 9<br>28%           | 23<br>72%          |
| South East Alliance of General Practice (Brisbane)<br>N =                           | NA               | NA                 | NA                 |
| SouthEast Primary HealthCare Network<br>N = 61                                      | 6<br>10%         | 40<br>66%          | 15<br>25%          |
| Sunshine Coast Division of General Practice<br>N = 70                               | 2<br>3%          | 52<br>74%          | 16<br>23%          |
| Townsville General Practice Network<br>N = 20                                       | 0<br>0%          | 16<br>80%          | 4<br>20%           |
| <b>STATE TOTAL<br/>N = 391</b>  | <b>10<br/>3%</b> | <b>260<br/>66%</b> | <b>121<br/>31%</b> |

### Commentary

- The majority of Practices (66%) throughout Queensland use an electronic system to record patient information, while 31% use a mix of paper and electronic
- Only 3% of Practices reported using an entirely paper based system for storing medical information. This may be under-reported as most Practices who completed GP Census were electronically enabled
- Two Divisions did not ask this question



## 6.13 Practice Results: Internet Access

| Practice Question   |                    |                 |                 |                     |                 |
|---|--------------------|-----------------|-----------------|---------------------|-----------------|
| Table 6.13 - What type of Internet access does the Practice have? |                    |                 |                 |                     |                 |
| Division  | Broadband          | Cable           | Dial-up         | Satellite           | None            |
| Capricornia Division of General Practice<br>N = 19                | 18<br>95%          | 0<br>0%         | 0<br>0%         | 0<br>0%             | 1<br>5%         |
| Central Queensland Rural<br>N = 4                                 | 4<br>100%          | 0<br>0%         | 0<br>0%         | 0<br>0%             | 0<br>0%         |
| Far North Queensland Rural<br>N = 31                              | 31<br>100%         | 0<br>0%         | 0<br>0%         | 0<br>0%             | 0<br>0%         |
| General Practice Gold Coast<br>N = 48                             | 43<br>90%          | 3<br>6%         | 1<br>2%         | 0<br>0%             | 1<br>2%         |
| GP Connections<br>N = 30  | 30<br>100%         | 0<br>0%         | 0<br>0%         | 0<br>0%             | 0<br>0%         |
| GP Links Wide Bay<br>N = 35                                       | 34<br>97%          | 1<br>3%         | 0<br>0%         | 0<br>0%             | 0<br>0%         |
| Ipswich and West Moreton Division of General Practice<br>N = 21   | 20<br>95%          | 0<br>0%         | 1<br>5%         | 0<br>0%             | 0<br>0%         |
| Mackay Division of General Practice<br>N = 18                     | 17<br>94%          | 0<br>0%         | 0<br>0%         | 1<br>6%             | 0<br>0%         |
| Moreton Bay General Practice Network<br>N =                       | NA                 | NA              | NA              | NA                  | NA              |
| RHealth<br>N =  | NA                 | NA              | NA              | NA                  | NA              |
| South East Alliance of General Practice (Brisbane)<br>N =         | NA                 | NA              | NA              | NA                  | NA              |
| SouthEast Primary HealthCare Network<br>N = 61                    | 54<br>89%          | 2<br>3%         | 0<br>0%         | 0<br>0%             | 5<br>8%         |
| Sunshine Coast Division of General Practice<br>N = 70             | 69<br>99%          |                 | 1<br>1%         | NA                  | NA              |
| Townsville General Practice Network<br>N = 20                     | 20<br>100%         | 0<br>0%         | 0<br>0%         | 0<br>0%             | 0<br>0%         |
| <b>STATE TOTAL<br/>N = 357</b>                                    | <b>339<br/>95%</b> | <b>7<br/>2%</b> | <b>3<br/>1%</b> | <b>1<br/>&lt;1%</b> | <b>7<br/>2%</b> |

### Commentary

- Almost all Practices (95%) use ADSL broadband
- Only 2% of Practices reported that they have no Internet access. This may be under-reported as most Practices who completed GP Census were electronically enabled
- Three Divisions did not ask this question



## 6.14 Practice Results: Electronic Messaging Software

| Practice Question   |                    |                    |                   |                  |                  |
|---|--------------------|--------------------|-------------------|------------------|------------------|
| Table 6.14 - What secure electronic messaging software do you have installed? |                    |                    |                   |                  |                  |
| Division  | MO                 | HL                 | Argus             | None             | Other            |
| Capricornia Division of General Practice<br>N = 18                            | 15<br>83%          | 8<br>44%           | 2<br>11%          | 2<br>11%         | 1<br>6%          |
| Central Queensland Rural<br>N = 4   | 4<br>100%          | 2<br>50%           | 0<br>0%           | 0<br>0%          | 1<br>25%         |
| Far North Queensland Rural<br>N = 30  | 16<br>53%          | 21<br>70%          | 0<br>0%           | 2<br>7%          | 1<br>3%          |
| General Practice Gold Coast<br>N = 49   | 46<br>94%          | 19<br>39%          | 2<br>4%           | 3<br>6%          | 1<br>2%          |
| GP Connections<br>N = 30  | 7<br>23%           | 8<br>27%           | 29<br>97%         | 1<br>3%          | 0<br>0%          |
| GP Links Wide Bay<br>N = 33   | 30<br>91%          | 18<br>55%          | 3<br>9%           | 2<br>6%          | 0<br>0%          |
| Ipswich and West Moreton Division of General Practice<br>N = 20               | 20<br>100%         | 5<br>25%           | 2<br>10%          | 0<br>0%          | 0<br>0%          |
| Mackay Division of General Practice<br>N = 19                                 | 4<br>21%           | 10<br>53%          | 15<br>79%         | 0<br>0%          | 2<br>11%         |
| Moreton Bay General Practice Network<br>N = 58                                | 45<br>78%          | 38<br>66%          | 10<br>17%         | 5<br>9%          | 8<br>14%         |
| RHealth<br>N = 31   | 8<br>26%           | 19<br>61%          | 23<br>74%         | 1<br>3%          | 6<br>19%         |
| South East Alliance of General Practice (Brisbane)<br>N =                     | NA                 | NA                 | NA                | NA               | NA               |
| SouthEast Primary HealthCare Network<br>N = 59                                | 47<br>80%          | 35<br>59%          | 4<br>7%           | 5<br>8%          | 3<br>5%          |
| Sunshine Coast Division of General Practice<br>N = 70                         | 70<br>100%         | 30<br>43%          | 4<br>6%           | N/A              | N/A              |
| Townsville General Practice Network<br>N = 21                                 | 1<br>5%            | 20<br>95%          | 2<br>10%          | 0<br>0%          | 1<br>5%          |
| <b>STATE TOTAL<br/>N = 442</b>  | <b>313<br/>71%</b> | <b>233<br/>53%</b> | <b>96<br/>22%</b> | <b>21<br/>5%</b> | <b>24<br/>5%</b> |

### Commentary

- 71% of Practices reported having Medical-Objects installed
- 53% of Practices have Healthlinks installed
- 22% of Practices have Argus installed
- One Division did not ask this question



## 6.15 Practice Results: Secure Electronic Messaging (Information Received)

| Practice Question   |                    |                    |                    |                    |                    |                  |                  |                 |
|---|--------------------|--------------------|--------------------|--------------------|--------------------|------------------|------------------|-----------------|
| Table 6.15 - What information does your practice receive via secure electronic messaging? |                    |                    |                    |                    |                    |                  |                  |                 |
| Division  | Path               | Rad                | EDS                | SP                 | AH                 | RACF             | None             | Other           |
| Capricornia Division of General Practice<br>N = 19  | 18<br>95%          | 16<br>84%          | 8<br>42%           | 12<br>63%          | 6<br>32%           | 1<br>5%          | 1<br>5%          | 0<br>0%         |
| Central Queensland Rural<br>N = 4   | 4<br>100%          | 4<br>100%          | 3<br>75%           | 2<br>50%           | 2<br>50%           | 0<br>0%          | 0<br>0%          | 0<br>0%         |
| Far North Queensland Rural<br>N = 30  | 30<br>100%         | 27<br>90%          | 21<br>70%          | 23<br>77%          | 6<br>20%           | 0<br>0%          | 0<br>0%          | 0<br>0%         |
| General Practice Gold Coast<br>N = 49   | 48<br>98%          | 48<br>98%          | 42<br>86%          | 44<br>90%          | 24<br>49%          | 2<br>4%          | 1<br>2%          | 1<br>2%         |
| GP Connections<br>N = 30  | 29<br>97%          | 29<br>97%          | 26<br>87%          | 28<br>93%          | 20<br>67%          | 3<br>10%         | 0<br>0%          | 0<br>0%         |
| GP Links Wide Bay<br>N = 35   | 34<br>97%          | 34<br>97%          | 22<br>63%          | 28<br>74%          | 7<br>20%           | 1<br>3%          | 1<br>3%          | 0<br>0%         |
| Ipswich and West Moreton Division<br>N = 20   | 17<br>85%          | 19<br>95%          | 17<br>85%          | 16<br>80%          | 7<br>35%           | 2<br>10%         | 1<br>5%          | 0<br>0%         |
| Mackay Division of General Practice<br>N = 19   | 19<br>100%         | 19<br>100%         | 17<br>89%          | 14<br>74%          | 12<br>63%          | 1<br>5%          | 0<br>0%          | 2<br>11%        |
| Moreton Bay General Practice Network<br>N = 58  | 58<br>100%         | 58<br>100%         | 41<br>71%          | 30<br>52%          | 17<br>29%          | 0<br>0%          | 0<br>0%          | 0<br>0%         |
| RHealth<br>N = 31   | 31<br>100%         | 31<br>100%         | 22<br>71%          | 23<br>74%          | 16<br>52%          | 4<br>13%         | 0<br>0%          | 1<br>3%         |
| South East Alliance of General Practice (Brisbane)<br>N =                                 | NA                 | NA                 | NA                 | NA                 | NA                 | NA               | NA               | NA              |
| SouthEast Primary HealthCare Network<br>N = 62  | 56<br>90%          | 53<br>85%          | 41<br>66%          | 33<br>53%          | 16<br>26%          | 1<br>2%          | 6<br>10%         | 1<br>2%         |
| Sunshine Coast Division of General Practice<br>N = 71                                     | 71<br>100%         | 71<br>100%         | 60<br>85%          | 70<br>99%          | 42<br>59%          | 8<br>11%         | 0<br>0%          | 0<br>0%         |
| Townsville General Practice Network<br>N = 23   | 23<br>100%         | 23<br>100%         | 19<br>83%          | 15<br>65%          | 5<br>22%           | 1<br>4%          | 0<br>0%          | 0<br>0%         |
| <b>STATE TOTAL<br/>N = 451</b>  | <b>438<br/>97%</b> | <b>432<br/>96%</b> | <b>339<br/>75%</b> | <b>336<br/>75%</b> | <b>180<br/>40%</b> | <b>24<br/>5%</b> | <b>10<br/>2%</b> | <b>5<br/>1%</b> |

### Commentary

- Almost all Practices receive information from pathology (97%) and radiology (96%) electronically
- Three-quarters (75%) of respondents reported receiving discharge summaries and information from specialists electronically
- 40% of Practices reported receiving information electronically from allied health professionals
- One Division did not ask this question



## 6.16 Practice Results: Secure Electronic Messaging (Information Sent)

| Practice Question  |                    |                    |
|--|--------------------|--------------------|
| Table 6.16 - Does your Practice securely send patient information to other health professionals? |                    |                    |
| Division   | Yes                | No                 |
| Capricornia Division of General Practice<br>N = 19   | 8<br>42%           | 11<br>58%          |
| Central Queensland Rural<br>N = 4  | 3<br>75%           | 1<br>25%           |
| Far North Queensland Rural<br>N = 30   | 8<br>27%           | 22<br>73%          |
| General Practice Gold Coast<br>N = 49  | 30<br>61%          | 19<br>39%          |
| GP Connections<br>N = 29   | 17<br>59%          | 12<br>41%          |
| GP Links Wide Bay<br>N = 35  | 8<br>23%           | 27<br>77%          |
| Ipswich and West Moreton Division of General Practice<br>N = 20                                  | 6<br>30%           | 14<br>70%          |
| Mackay Division of General Practice<br>N = 19  | 8<br>42%           | 11<br>58%          |
| Moreton Bay General Practice Network<br>N =  | NA                 | NA                 |
| RHealth<br>N = 30  | 12<br>40%          | 18<br>60%          |
| South East Alliance of General Practice (Brisbane)<br>N =  | NA                 | NA                 |
| SouthEast Primary HealthCare Network<br>N = 60   | 11<br>18%          | 49<br>82%          |
| Sunshine Coast Division of General Practice<br>N =   | NA                 | NA                 |
| Townsville General Practice Network<br>N = 18  | 7<br>39%           | 11<br>61%          |
| <b>STATE TOTAL<br/>N = 313</b>   | <b>118<br/>38%</b> | <b>195<br/>62%</b> |

### Commentary

- Across the state, 38% of Practices reported sending patient information via secure electronic messaging to other health professionals
- The percentage of Practices that send patient information to other health professionals electronically ranged from 18% to 75% in Divisions
- Three Divisions did not ask this question



## 6.17 Practice Results: Secure Electronic Messaging (Information Sent To Whom)

| Practice Question   |                    |                   |                   |                  |                   |
|---|--------------------|-------------------|-------------------|------------------|-------------------|
| Table 6.17 - To whom do you send secure electronic patient information? |                    |                   |                   |                  |                   |
| Division  | SP                 | AH                | QH                | Other            | No one            |
| Capricornia Division of General Practice<br>N = 8                       | 6<br>75%           | 4<br>50%          | 1<br>13%          | 0<br>0%          | 0<br>0%           |
| Central Queensland Rural<br>N = 2                                       | 1<br>50%           | 2<br>100%         | 1<br>50%          | 0<br>0%          | 0<br>0%           |
| Far North Queensland Rural<br>N = 8                                     | 7<br>88%           | 3<br>38%          | 4<br>50%          | 0<br>0%          | 0<br>0%           |
| General Practice Gold Coast<br>N = 31                                   | 25<br>81%          | 13<br>42%         | 25<br>81%         | 1<br>3%          | 1<br>3%           |
| GP Connections<br>N = 18  | 17<br>94%          | 7<br>39%          | 2<br>11%          | 0<br>0%          | 1<br>6%           |
| GP Links Wide Bay<br>N = 10   | 8<br>80%           | 1<br>10%          | 1<br>10%          | 2<br>20%         | 2<br>20%          |
| Ipswich and West Moreton Division of General Practice<br>N = 6          | 4<br>67%           | 3<br>50%          | 2<br>33%          | 1<br>17%         | 0<br>0%           |
| Mackay Division of General Practice<br>N = 9                            | 6<br>67%           | 3<br>33%          | 1<br>11%          | 2<br>22%         | 1<br>11%          |
| Moreton Bay General Practice Network<br>N = 56                          | 6<br>11%           | 0<br>0%           | 0<br>0%           | 0<br>0%          | 50<br>89%         |
| RHealth<br>N = 30   | 11<br>37%          | 9<br>30%          | 10<br>33%         | 6<br>20%         | 18<br>60%         |
| South East Alliance of General Practice (Brisbane)<br>N =               | NA                 | NA                | NA                | NA               | NA                |
| SouthEast Primary HealthCare Network<br>N = 16                          | 9<br>56%           | 5<br>31%          | 2<br>13%          | 0<br>0%          | 7<br>44%          |
| Sunshine Coast Division of General Practice<br>N = 53                   | 44<br>83%          | 24<br>45%         | 21<br>40%         | 1<br>2%          | 12<br>23%         |
| Townsville General Practice Network<br>N = 11                           | 4<br>36%           | 3<br>27%          | 4<br>36%          | 0<br>0%          | 3<br>27%          |
| <b>STATE TOTAL<br/>N = 258</b>  | <b>148<br/>57%</b> | <b>77<br/>30%</b> | <b>74<br/>29%</b> | <b>13<br/>5%</b> | <b>95<br/>37%</b> |

### Commentary

- 57% of all Practices who reported sending secure electronic patient information, send information to specialists
- 30% of these Practices reported sending secure electronic patient information to allied health professionals
- 29% of the secure messaging enabled Practices reported sending electronic patient information to Queensland Health facilities
- One Division did not ask this question



## 6.18 Practice Results: iHealth Care Directory

| Practice Question  |                          |                          |
|--|--------------------------|--------------------------|
| Table 6.18 - Have you ever accessed the iHealth Care statewide provider directory? |                          |                          |
| Division   | Yes                      | No                       |
| Capricornia Division of General Practice<br>N = 17                                 | 6<br>35%                 | 11<br>65%                |
| Central Queensland Rural<br>N = 4  | 4<br>100%                | 0<br>0%                  |
| Far North Queensland Rural<br>N = 29   | 10<br>34%                | 19<br>66%                |
| General Practice Gold Coast<br>N = 44  | 18<br>41%                | 26<br>59%                |
| GP Connections<br>N = 28   | 9<br>32%                 | 19<br>68%                |
| GP Links Wide Bay<br>N = 35  | 10<br>29%                | 25<br>71%                |
| Ipswich and West Moreton Division of General Practice<br>N = 20                    | 9<br>45%                 | 11<br>55%                |
| Mackay Division of General Practice<br>N = 19                                      | 5<br>26%                 | 14<br>74%                |
| Moreton Bay General Practice Network<br>N =  | NA                       | NA                       |
| RHealth<br>N = 29  | 7<br>24%                 | 22<br>76%                |
| South East Alliance of General Practice (Brisbane)<br>N =                          | NA                       | NA                       |
| SouthEast Primary HealthCare Network<br>N = 61                                     | 17<br>28%                | 44<br>72%                |
| Sunshine Coast Division of General Practice<br>N = 69                              | 20<br>29%                | 49<br>71%                |
| Townsville General Practice Network<br>N = 19                                      | 1<br>5%                  | 18<br>95%                |
| <b>STATE TOTAL</b><br>N = 374  | <b>116</b><br><b>31%</b> | <b>258</b><br><b>69%</b> |

### Commentary

- Statewide, 31% of Practices reported accessing the iHealth Care Directory. The validation process suggests that a much higher percentage of practice managers or practice staff have actually accessed the Directory
- The percentage of Practices who have accessed the iHealth Care Directory ranged from 5% to 100% in Divisions
- Two Divisions did not ask this question



## 6.19 Practice Results: Register, Recall, Reminder

| Practice Question  |                    |                  |
|--|--------------------|------------------|
| Table 6.19 - Does your practice have at least one register, recall or reminder system to identify patients with chronic disease? |                    |                  |
| Division   | Yes                | No               |
| Capricornia Division of General Practice<br>N = 19   | 17<br>89%          | 2<br>11%         |
| Central Queensland Rural<br>N = 4  | 4<br>100%          | 0<br>0%          |
| Far North Queensland Rural<br>N = 27   | 26<br>96%          | 1<br>4%          |
| General Practice Gold Coast<br>N = 48  | 43<br>90%          | 5<br>10%         |
| GP Connections<br>N = 29   | 28<br>97%          | 1<br>3%          |
| GP Links Wide Bay<br>N = 35  | 29<br>83%          | 6<br>17%         |
| Ipswich and West Moreton Division of General Practice<br>N = 18  | 13<br>72%          | 5<br>28%         |
| Mackay Division of General Practice<br>N = 19  | 19<br>100%         | 0<br>0%          |
| Moreton Bay General Practice Network<br>N =  | NA                 | NA               |
| RHealth<br>N = 31  | 29<br>94%          | 2<br>6%          |
| South East Alliance of General Practice (Brisbane)<br>N = 26   | 26<br>100%         | 0<br>0%          |
| SouthEast Primary HealthCare Network<br>N = 62   | 56<br>90%          | 6<br>10%         |
| Sunshine Coast Division of General Practice<br>N = 70  | 69<br>99%          | 1<br>1%          |
| Townsville General Practice Network<br>N = 19  | 19<br>100%         | 0<br>0%          |
| <b>STATE TOTAL<br/>N = 407</b>   | <b>378<br/>93%</b> | <b>29<br/>7%</b> |

### Commentary

- Across the state, 93% of Practices reported having at least one register, recall or reminder system to identify patients with chronic disease
- The percentage of Practices that reported having at least one register, recall or reminder system to identify patients with chronic disease ranged from 72% to 100% in Divisions
- One Division did not ask this question



## 6.20 Practice Results: Register, Recall, Reminder (Electronic)

| Practice Question   |                    |                   |
|---|--------------------|-------------------|
| Table 6.20 - If yes, is the register, recall or reminder system electronic? |                    |                   |
| Division  | Yes                | No                |
| Capricornia Division of General Practice<br>N = 19                          | 17<br>89%          | 2<br>11%          |
| Central Queensland Rural<br>N = 4   | 4<br>100%          | 0<br>0%           |
| Far North Queensland Rural<br>N = 27  | 27<br>100%         | 0<br>0%           |
| General Practice Gold Coast<br>N = 46                                       | 42<br>91%          | 4<br>9%           |
| GP Connections<br>N = 29  | 27<br>93%          | 2<br>7%           |
| GP Links Wide Bay<br>N = 32   | 28<br>88%          | 4<br>13%          |
| Ipswich and West Moreton Division of General Practice<br>N = 15             | 10<br>67%          | 5<br>33%          |
| Mackay Division of General Practice<br>N = 19                               | 19<br>100%         | 0<br>0%           |
| Moreton Bay General Practice Network<br>N =                                 | NA                 | NA                |
| RHealth<br>N = 31   | 28<br>90%          | 3<br>10%          |
| South East Alliance of General Practice (Brisbane)<br>N = 26                | 26<br>100%         | 0<br>0%           |
| SouthEast Primary HealthCare Network<br>N = 58                              | 46<br>79%          | 12<br>21%         |
| Sunshine Coast Division of General Practice<br>N = 70                       | 64<br>91%          | 6<br>9%           |
| Townsville General Practice Network<br>N = 19                               | 18<br>95%          | 1<br>5%           |
| <b>STATE TOTAL<br/>N = 395</b>  | <b>356<br/>90%</b> | <b>39<br/>10%</b> |

### Commentary

- Of those Practices with a register, recall or reminder system, 90% statewide reported that their system is electronic
- The percentage of Practices with an electronic register, recall or reminder system ranged from 67% to 100% in Divisions
- One Division did not ask this question



## 6.21 Practice Results: Register, Recall, Reminder (Chronic Diseases)

| <b>Practice Question</b>  |                  |                   |                   |                    |
|---|------------------|-------------------|-------------------|--------------------|
| <b>Table 6.21 - If yes, please indicate how many chronic diseases are represented on the electronic practice system</b> |                  |                   |                   |                    |
| <b>Division</b>   | <b>1</b>         | <b>2</b>          | <b>3</b>          | <b>More than 3</b> |
| Capricornia Division of General Practice<br>N = 16  | 2<br>13%         | 1<br>6%           | 4<br>25%          | 9<br>56%           |
| Central Queensland Rural<br>N = 4   | 0<br>0%          | 0<br>0%           | 2<br>50%          | 2<br>50%           |
| Far North Queensland Rural<br>N = 25  | 2<br>8%          | 2<br>8%           | 4<br>16%          | 17<br>68%          |
| General Practice Gold Coast<br>N = 38   | 4<br>11%         | 6<br>16%          | 8<br>21%          | 20<br>53%          |
| GP Connections<br>N = 26  | 2<br>8%          | 5<br>19%          | 3<br>12%          | 16<br>62%          |
| GP Links Wide Bay<br>N = 28   | 1<br>4%          | 4<br>14%          | 6<br>21%          | 17<br>61%          |
| Ipswich and West Moreton Division of General Practice<br>N = 11   | 0<br>0%          | 3<br>27%          | 2<br>18%          | 6<br>55%           |
| Mackay Division of General Practice<br>N = 19   | 2<br>11%         | 2<br>11%          | 2<br>11%          | 13<br>68%          |
| Moreton Bay General Practice Network<br>N =   | NA               | NA                | NA                | NA                 |
| RHealth<br>N = 26   | 1<br>4%          | 2<br>8%           | 6<br>26%          | 17<br>65%          |
| South East Alliance of General Practice (Brisbane)<br>N = 26  | 3<br>12%         | 4<br>15%          | 19<br>73%         | 0<br>0%            |
| SouthEast Primary HealthCare Network<br>N = 44  | 3<br>7%          | 6<br>14%          | 8<br>18%          | 27<br>61%          |
| Sunshine Coast Division of General Practice<br>N = 59   | 5<br>8%          | 6<br>10%          | 12<br>20%         | 35<br>59%          |
| Townsville General Practice Network<br>N = 17   | 3<br>18%         | 2<br>12%          | 5<br>29%          | 7<br>41%           |
| <b>STATE TOTAL<br/>N = 339</b>  | <b>28<br/>8%</b> | <b>44<br/>13%</b> | <b>81<br/>24%</b> | <b>186<br/>55%</b> |

### Commentary

- 55% of Practices across Queensland reported having 3 or more chronic diseases represented on the electronic practice system
- One Division did not ask this question



## 6.22 Practice Results: Cultural awareness training

| Practice Question   |                   |                    |
|---|-------------------|--------------------|
| Table 6.22 - Has your practice participated in Aboriginal and/or Torres Strait Islander training in the past 12 months? |                   |                    |
| Division  | Yes               | No                 |
| Capricornia Division of General Practice<br>N = 17  | 1<br>6%           | 16<br>94%          |
| Central Queensland Rural<br>N = 4   | 0<br>0%           | 4<br>100%          |
| Far North Queensland Rural<br>N = 32  | 12<br>38%         | 20<br>63%          |
| General Practice Gold Coast<br>N = 48   | 13<br>27%         | 35<br>73%          |
| GP Connections<br>N = 30  | 4<br>13%          | 26<br>87%          |
| GP Links Wide Bay<br>N = 34   | 1<br>3%           | 33<br>97%          |
| Ipswich and West Moreton Division of General Practice<br>N = 21   | 1<br>5%           | 20<br>95%          |
| Mackay Division of General Practice<br>N = 18   | 4<br>22%          | 14<br>78%          |
| Moreton Bay General Practice Network<br>N = 58  | 16<br>28%         | 42<br>72%          |
| RHealth<br>N =  | NA                | NA                 |
| South East Alliance of General Practice (Brisbane)<br>N =   | NA                | NA                 |
| SouthEast Primary HealthCare Network<br>N = 58  | 7<br>12%          | 51<br>88%          |
| Sunshine Coast Division of General Practice<br>N = 54   | 12<br>22%         | 42<br>78%          |
| Townsville General Practice Network<br>N = 19   | 1<br>5%           | 18<br>95%          |
| <b>STATE TOTAL<br/>N = 393</b>  | <b>72<br/>18%</b> | <b>321<br/>82%</b> |

### Commentary

- 18% of Practices reported undertaking Aboriginal and/or Torres Strait Islander cultural awareness training in the past 12 months
- Two Divisions did not ask this question



## 6.23 Practice Results: What data extraction tools do you have installed?

| Practice Question   |                    |                    |                   |                  |                   |
|---|--------------------|--------------------|-------------------|------------------|-------------------|
| Table 6.23 What data extraction tools to you have installed?    |                    |                    |                   |                  |                   |
| Division  | Canning            | PEN                | DRCP              | PHA              | Other             |
| Capricornia Division of General Practice<br>N = 6               | 2<br>33%           | 4<br>67%           | 2<br>33%          | 0<br>0%          | 2<br>33%          |
| Central Queensland Rural<br>N = 3                               | 1<br>33%           | 2<br>66%           | 0<br>0%           | 0<br>0%          | 0<br>0%           |
| Far North Queensland Rural<br>N = 18                            | 8<br>44%           | 14<br>78%          | 1<br>6%           | 0<br>0%          | 0<br>0%           |
| General Practice Gold Coast<br>N = 32                           | 25<br>78%          | 14<br>44%          | 9<br>28%          | 6<br>19%         | 3<br>9%           |
| GP Connections<br>N = 22  | 21<br>95%          | 11<br>50%          | 0<br>0%           | 0<br>0%          | 2<br>9%           |
| GP Links Wide Bay<br>N = 19                                     | 9<br>47%           | 12<br>63%          | 2<br>11%          | 0<br>0%          | 2<br>11%          |
| Ipswich and West Moreton Division of General Practice<br>N = 11 | 10<br>91%          | 1<br>9%            | 0<br>0%           | 0<br>0%          | 1<br>9%           |
| Mackay Division of General Practice<br>N = 16                   | 13<br>81%          | 1<br>6%            | 1<br>6%           | 3<br>19%         | 3<br>19%          |
| Moreton Bay General Practice Network<br>N = 10                  | 4<br>40%           | 6<br>60%           | 0<br>0%           | 0<br>0%          | 0<br>0%           |
| RHealth<br>N = 13   | 6<br>46%           | 4<br>31%           | 1<br>8%           | 0<br>0%          | 5<br>38%          |
| South East Alliance of General Practice (Brisbane)<br>N =       | NA                 | NA                 | NA                | NA               | NA                |
| SouthEast Primary HealthCare Network<br>N = 25                  | 19<br>76%          | 5<br>20%           | 1<br>4%           | 1<br>4%          | 3<br>12%          |
| Sunshine Coast Division of General Practice<br>N = 43           | 3<br>7%            | 32<br>74%          | 6<br>14%          | 2<br>5%          | 6<br>14%          |
| Townsville General Practice Network<br>N = 14                   | 12<br>86%          | 1<br>7%            | 2<br>14%          | 0<br>0%          | 3<br>21%          |
| <b>STATE TOTAL<br/>N = 232</b>                                  | <b>133<br/>57%</b> | <b>107<br/>46%</b> | <b>25<br/>11%</b> | <b>12<br/>5%</b> | <b>30<br/>13%</b> |

### Commentary

- 57% of Practices across Queensland reported having the Canning Tool installed
- 46% of Practices said they have PEN Clinical Audit Tool installed
- 11% of Practices reported having the Doctors Control Panel installed
- 5% of Practices have the Practice Health Atlas installed
- One Division did not ask this question